

Insulation Doors

Coldstore Doors

Industrial Type / Commercial Type
High-Performance Cold Store Doors
for Controlled Environments



GANTEK

GAIN WITH
PERFORMANCE





About Cantek Group

As food storage and processing specialist for over 30+ years, in 75+ countries, with more than 15.000+ projects completed successfully, Cantek produces all the equipments with high technology and quality and realizes turnkey cold storage, slaughterhouse / meat processing and plant factory projects worldwide.

With a closed production area of 40.000 m², Cantek offers complete solutions from one hand including project developing, production of all equipments, facility installation, service, warranty, remote controlling and managing systems. In addition, Cantek provides an exceptional saving in energy consumption.



Cooling Technologies

- Cooling Equipment
- Cold Storage Warehouses
- Special Cooling Applications
- Natural Fluid Systems
- Clean Room



Meat Technologies

- Red Meat Slaughterhouse & Processing Facilities
- Poultry Slaughterhouse & Processing Facilities
- Fish Processing Plant
- Slaughterhouse Equipments



Special Project

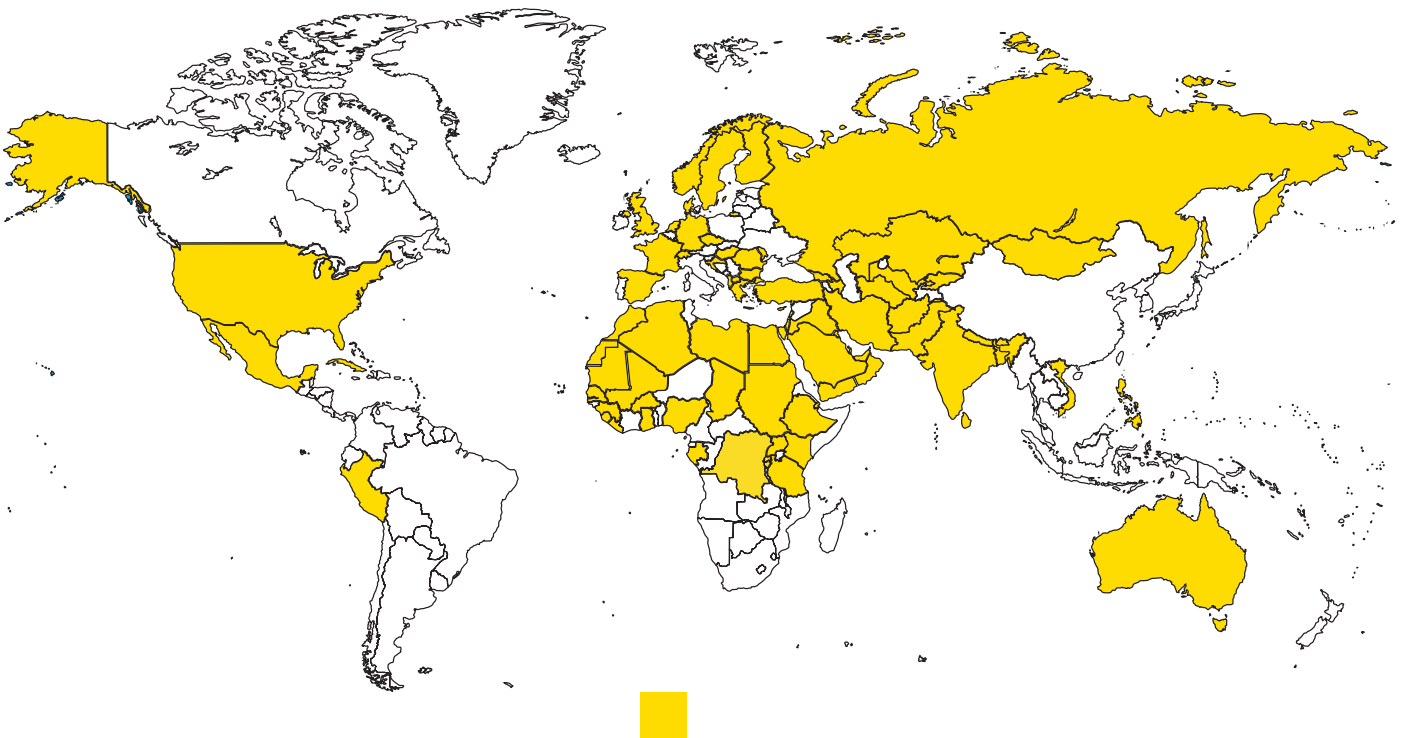
- Food Storage Warehouses
- City Warehouses
- Food Centers
- Snow Park



Plant Factory

- Design, production and installation of indoor vertical farms where continuous harvest of healthy and sustainable products is possible all over the world for 365 days.

Cantek Worldwide



Cantek Group was founded in 1991 in Antalya, Turkey by mechanical engineer Can Hakan Karaca, also the Chairman of the Board at Cantek. In just 30+ years, Cantek has grown to become an internationally acclaimed brand and a pioneer in the global market of cooling systems, having gained and maintained momentum in its continuous success and growth since the day it was founded. Cantek has become the most reliable and preferred solution partner in turnkey cold storage and meat processing facilities for prestigious public and private corporations in more than 75+ countries, with an increasingly rising number everyday. Thanks to its experience in international markets, qualified employees and strong business partners,

Cantek has always managed to achieve stakeholder happiness in all its projects. Thanks to its investments in R&D activities based on the high priority attached on developing new technologies, Cantek is now among Turkey's rising number of companies exporting technology to the world. Cantek developed smart cooling devices that maximise overall cold room performance and efficiency helping to maintain product quality as well as providing significant energy savings. Thanks to these devices, it started a new phase in the global cooling systems market through its software and hardware products, developed and produced entirely within the company's in-house facilities, making Cantek a leading brand in the worldwide market.

Cold Storage Door Systems

GAIN WITH
PERFORMANCE

Cantek doors are produced with excellent material and workmanship quality. Therefore, they are durable and long-lasting. In addition, thanks to their flexibility, they can be easily installed with minimum maintenance.

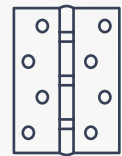
As a result of the perfect insulation and easy opening systems, the products in the cold rooms stay as fresh as the first day for long time with minimum energy consumption.

With high-performance cooling equipment, the return on investment time is significantly shortened. Thus, the users generate an important gain.





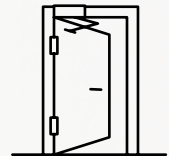
Longevity
Minimum Exposure to
External Factors



Flexibility
Fast & Customize
Product



Easy to Install
Usage with Low
Maintenance



Easy Opening
High speed doors
enabling easy pass
through.



**Perfect
Material Quality**
Polyurethane density of
 $40 \pm 2 \text{ kg / m}^3$ is always
guaranteed.



Thermal Safe
Excellent solution for all
temperature conditions
with alternatives of 6 to
15 cm leaf thickness.



Suitable for Food
Hygenic, sanitacy,
functional qualities.



Visual Esthetics
Elegant design and
excellent integration.

Planet Passionate

Our Global Sustainability

Thermal Safe

- Our panels and doors are thermal safe.

Energy Efficient

- With precise measurement, production methods and installations, the energy leakage causing from our panels and doors is minimized.

Reduce Carbon Emissions

- With providing energy efficiency we help you to reduce your carbon footprint, as we reduce your waste of energy.

Value Chain

- Your products can be stored longer in the best conditions, so you can add value to the supply chain.

Efficient Manufacturing

- With tailor-made projects we are able to manufacture according to the needs of our clients.



Exclusive Service and Support

From project conception to handover, our dedicated team of cold store specialists with more than 30 years of know-how and experience will offer support to you for all your project needs.



Production and Construction



Concept Design Consultation



Project Handover



Technical Support and Design



Door is one of the most important elements of cold storage warehouses.

Cold storage doors, in addition to maintaining room temperature values, must provide convenience in product entry and exit. According to the processing and storage conditions of the products, cold storage doors differ.

c o l d

s t o r a g e

d o o r



Index

Sliding Doors

New Series Sliding Door

Standart & Premium Sliding Door

- Standart Door
- Premium Door

Auto Sliding Door

Monorail Pass Sliding Door

Controlled Atmosphere Sliding Door

Blast Freezer Sliding Door

Industrial Storage Type Door

Hinged Doors

Standart & Premium Hinged Door

- Standart Door
- Premium Door

Blast Freezer Hinged Door

Flush Door

Flip Flap Door

- One Leaf
- Double Leaf

Office Door

- One Leaf
- Double Leaf

Loading Equipments & Integrated Accessories

References




A photograph of a yellow sliding door in a white industrial environment. The door is partially open, revealing its internal mechanism. A prominent yellow vertical post is attached to the door's frame. The background is a white wall with vertical ridges. The floor is a light-colored concrete. The text 'SLIDING DOORS' is overlaid in the bottom right corner.

SLIDING DOORS

New Series Sliding Door

(New Frame Profile & New Rail System)



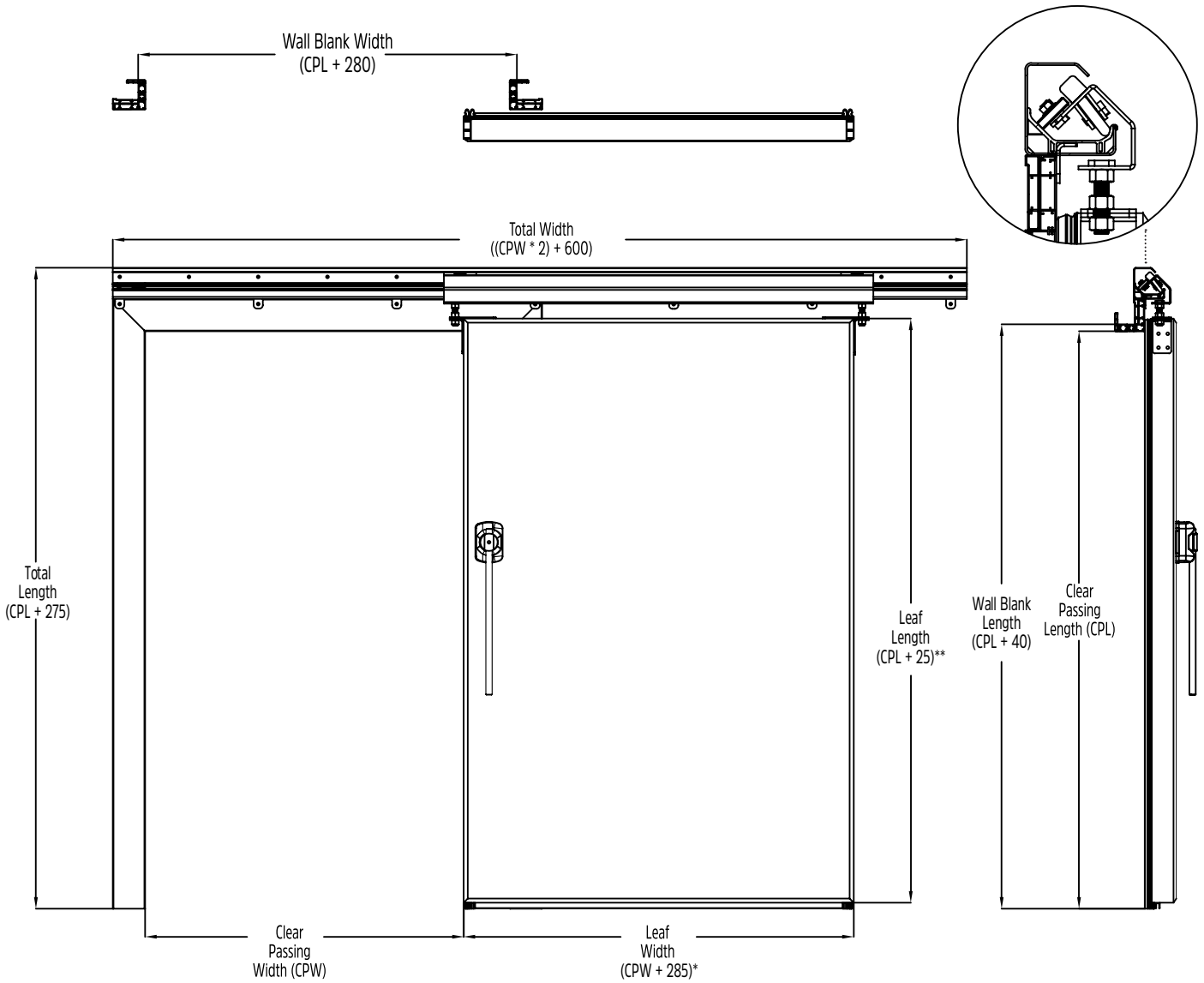
HEAVY DUTY DOORS

LONG LIFE

NEW FRAME & NEW RAIL SYSTEM DESIGN

s p e c i f i c a t i o n

CLEAR PASSAGE 100X200...280X300 cm



* Negative Doors (CPW + 310)

** Negative Doors (CPL + 35)

New Series Sliding Door

(New Frame Profile & New Rail System)



Climate Room



Cold Room



Deepfreeze Room

DOOR TYPE



Optional



Optional

DOOR THICKNESS



Standard



Optional



Optional

SURFACE MATERIAL



DOOR FRAME



CASE HEATER



THRESHOLD HEATER



DOOR FRAME HEATER

Silicon Cable



Hot Oil

DOOR STEP HEATER



Standard

THRESHOLD



Optional

LEAF BUMPER



Optional



Optional



Standard

DOOR LEAF METAL SHEET THICKNESS



Standard

LOCK TYPE



Optional

CR-NI REINFORCEMENT



Wooden Box



Shrink

PACKING



Palet Truck



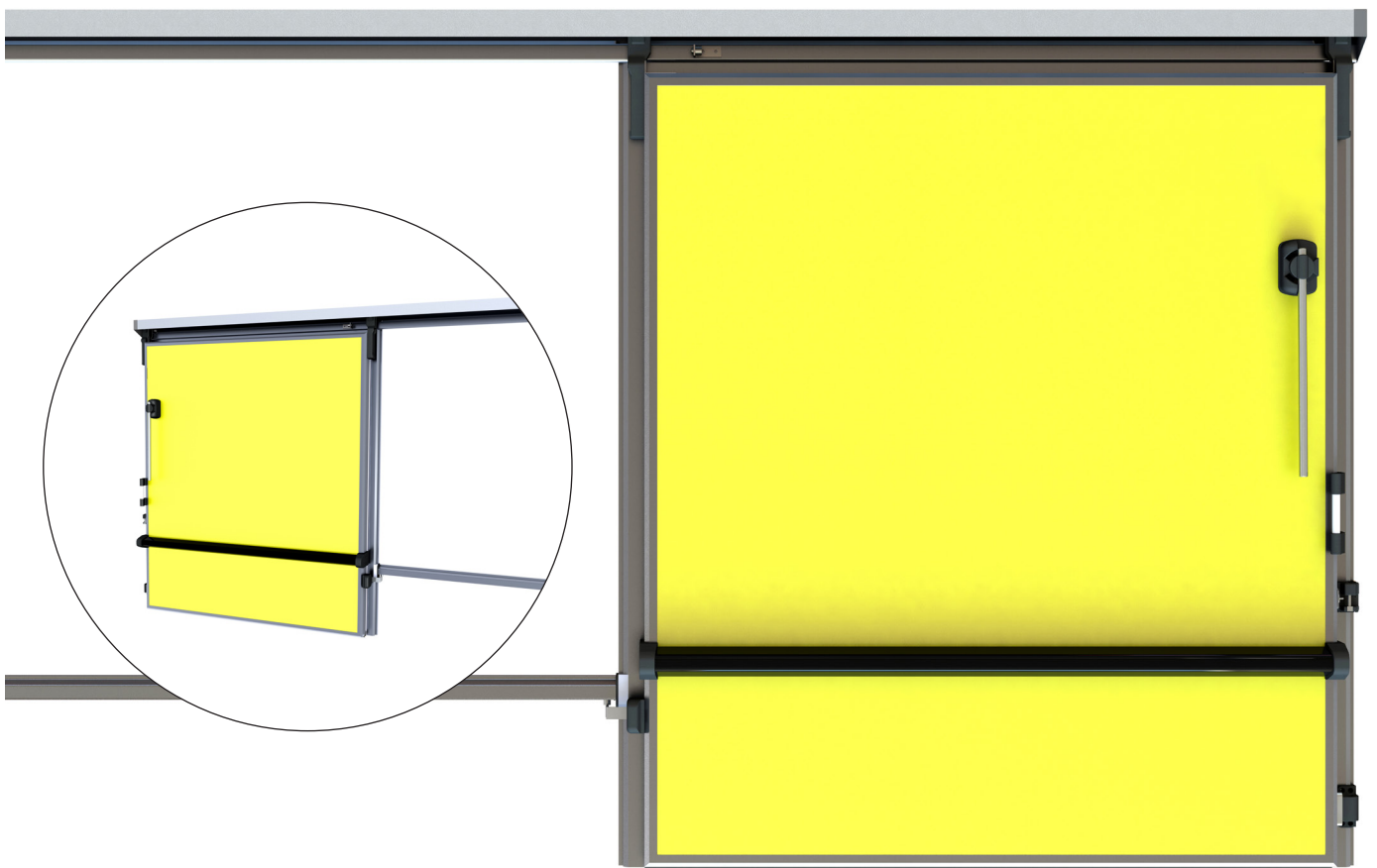
Forklift



Crane

TRANSPORTATION

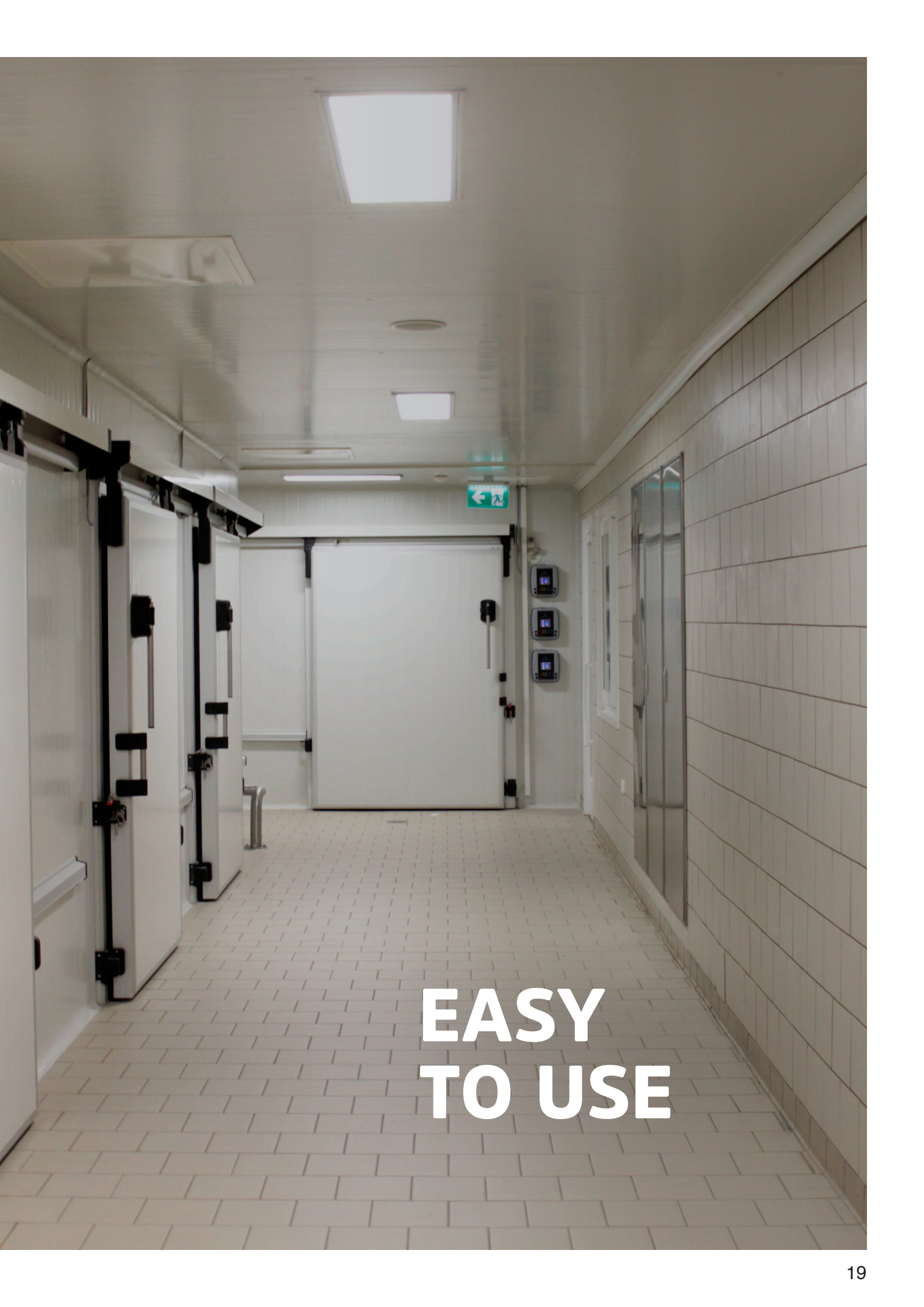
Sliding Door (Standart & Premium)



EASY TO USE

LONG LIFE

PROFESSIONAL CONTROL STRUCTURE



**EASY
TO USE**

Sliding Door (Standart Series)

Application area

Cold rooms, cold stores

Features

U value door leaf in 8 cm: 0.29 W/m².K

U value door leaf in 9 cm: 0.25 W/m².K

U value door leaf in 10 cm: 0.23 W/m².K

Dimensions

Clear width (CW): max. 2.8 m

Clear height (CH): max. 3.0 m

Please enquire concerning further dimensions.

Details of the Cantek cold room sliding door:

Door leaf

Door leaf thickness 80* mm, foamed with PU rigid foam, framed with anodized aluminium.

*Option: 90 mm, 100 mm

Sealing

On three sides with grease-resistant EPDM rubber seal profiles, held in plastic profiles; all sealings can be easily replaced.

Door frame with panel installation

Clamp frame for panel installation. Anodized aluminium case profile is an option with and without threshold; prepared ready to install for the respective panel thickness, with assembly material and installation instructions.

Covering sheet steel design

Door leaf panel is covered with 0.5 mm (with 0.7 mm option), polyester coated (with pvc option) steel (EN10169 DX51D+Z)

Covering stainless steel design

Cr-Ni AISI 304, circular-matted, rolled sheet metal



RAL 3020



RAL 1018 (high gloss)

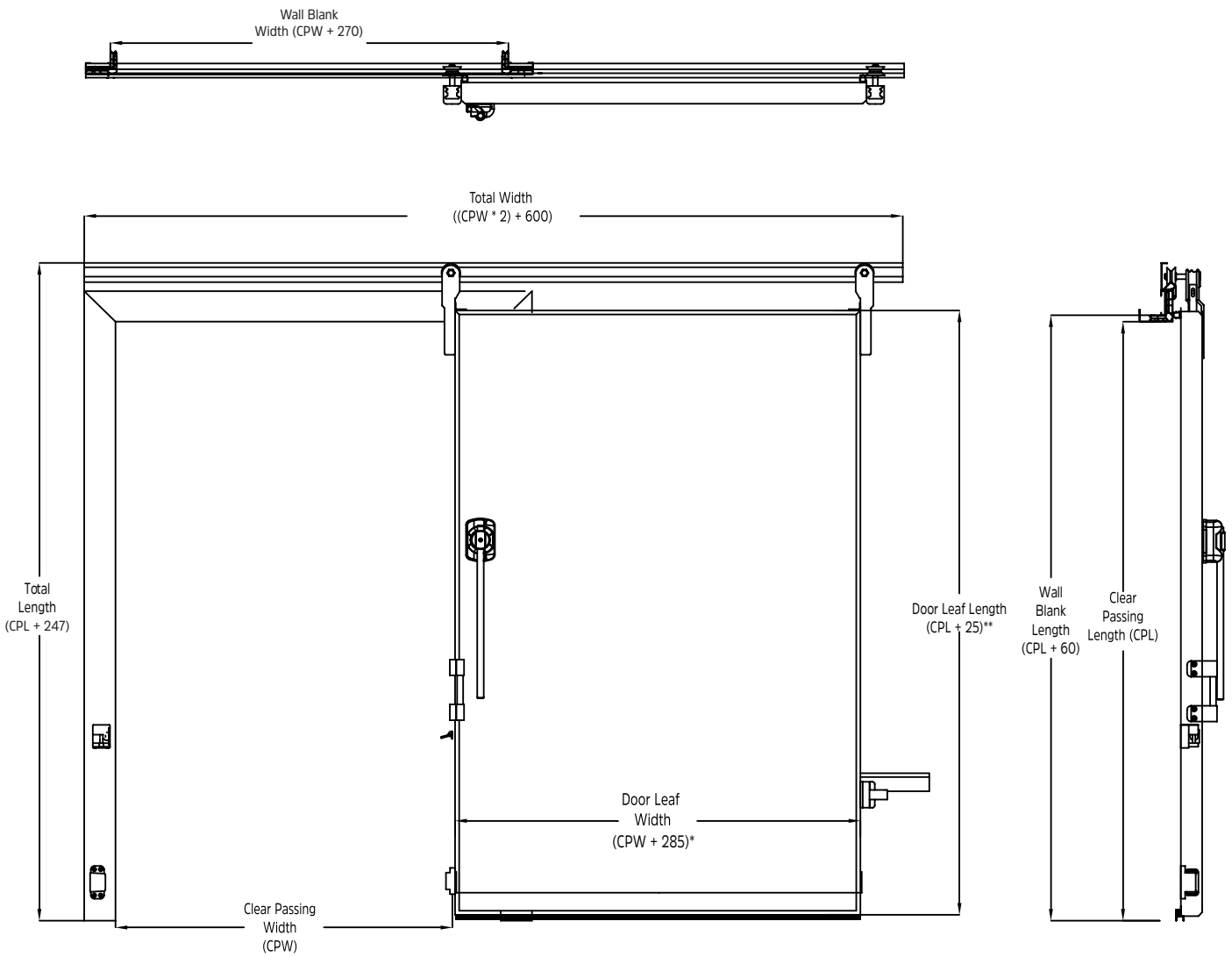


RAL 9002

STANDARD COLOUR CODES

s p e c i f i c a t i o n














CLEAR PASSAGE 100X200...280X300 cm



* Negative Doors (CPW + 310)

** Negative Doors (CPL + 35)

Sliding Door (Standart Series)

| | | | |
|---|--|---|-------------------------|
|  Climate Room |  Cold Room | DOOR TYPE | |
|  Standard |  Optional |  Optional | DOOR THICKNESS |
|  Standard |  Optional |  Optional | SURFACE MATERIAL |
|  Standard |  Optional | DOOR FRAME | |
| |  Optional | CASE HEATER | |
| |  Optional | THRESHOLD HEATER | |
| |  Silicon Cable | DOOR FRAME HEATER | |



Hot Oil

DOOR STEP HEATER



Optional

THRESHOLD



Optional

LEAF BUMPER



Optional



Optional



Standard

DOOR LEAF METAL SHEET THICKNESS



Standard

LOCK TYPE



Optional

CR-NI REINFORCEMENT



Wooden Box



Shrink

PACKING



Palet Truck



Forklift



Crane

TRANSPORTATION

Sliding Door (Premium Series)

Application area

Cold rooms, cold stores

Features

U value door leaf in 8 cm: 0.29 W/m².K

U value door leaf in 9 cm: 0.25 W/m².K

U value door leaf in 10 cm: 0.23 W/m².K

Dimensions

Clear width (CW): max. 2.8 m

Clear height (CH): max. 3.0 m

Please enquire concerning further dimensions.

Details of the Cantek cold room sliding door:

Door leaf

Positive Temperature: Door leaf thickness 80* mm, foamed with PU rigid foam, framed with anodized aluminum

*Option: 90 mm, 100 mm, 120 mm

Negative Temperature: Door leaf thickness 90* mm, foamed with PU rigid foam, framed with anodized aluminum

*Option: 100 mm, 120 mm

Sealing

On three sides with grease-resistant EPDM rubber seal profiles, held in plastic profiles; all sealings can be easily replaced

Door frame with panel installation

PVC frame for panel installation, anodized aluminium frame in the design of the door leaf; with and without threshold; prepared ready to install for the respective panel thickness, with assembly material and installation instructions

Covering sheet steel design

Door leaf panel is covered with 0.5 mm (with 0.7 mm option), polyester coated (with pvc, option) steel (EN10169 DX51D+Z)

Covering stainless steel design

Cr-Ni AISI 304, circular-matted, rolled sheet metal



RAL 3020



RAL 1018 (high gloss)

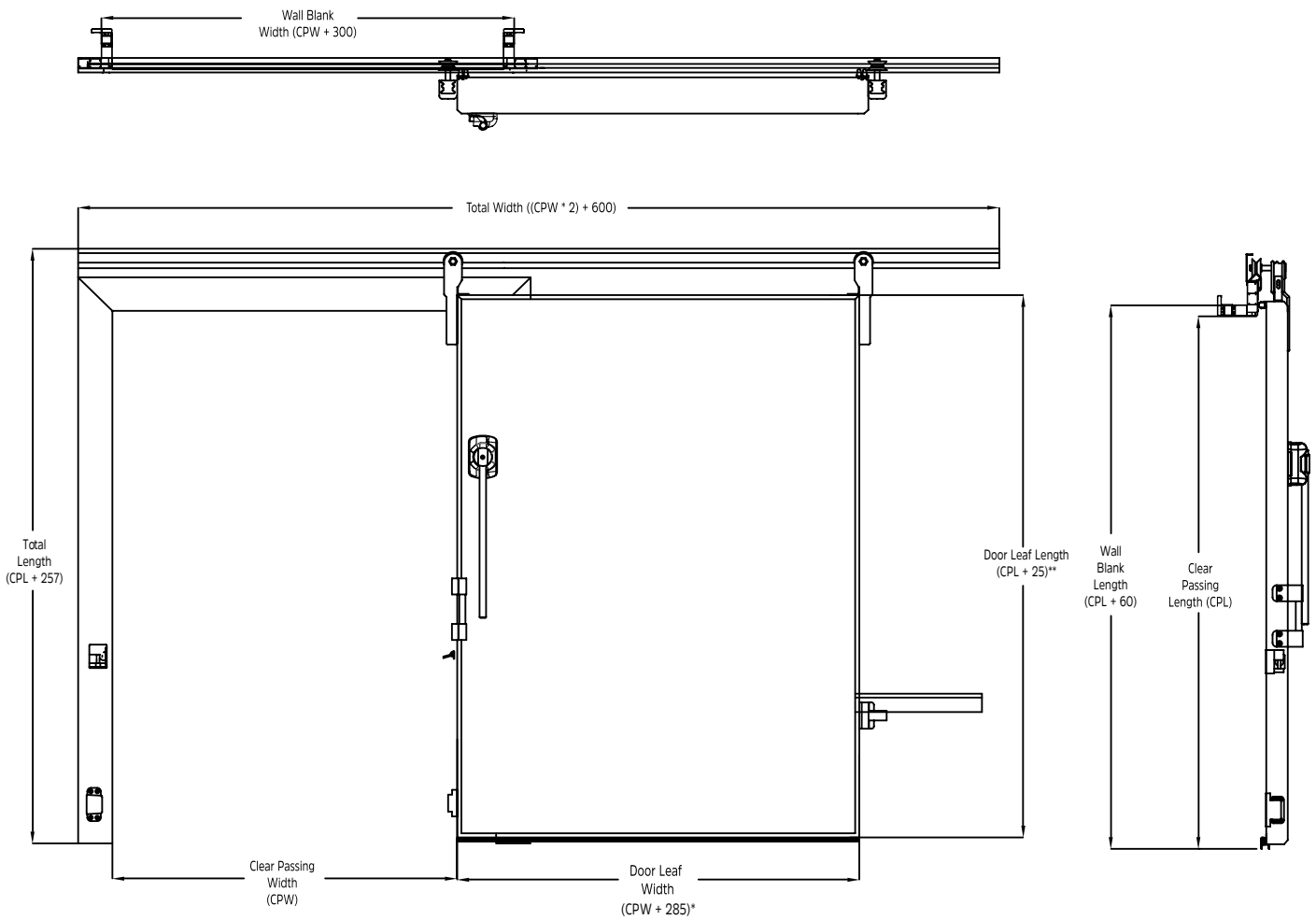


RAL 9002

STANDARD COLOUR CODES

s p e c i f i c a t i o n















CLEAR PASSAGE 100X200...280X300 cm



* Negative Doors (NGE + 310)

** Negative Doors (NGB + 35)

Sliding Door (Premium Series)

| | | | | |
|---|---|--|---|-----------------------|
|  Climate Room |  Cold Room |  Deepfreeze Room | DOOR TYPE | |
|  Standard |  Standard |  Optional |  Optional | DOOR THICKNESS |
|  Standard |  Optional |  Optional | SURFACE MATERIAL | |
| | |  | DOOR FRAME | |
| | |  Optional | CASE HEATER | |
| | |  Optional | THRESHOLD HEATER | |
| | |  Silicon Cable | DOOR FRAME HEATER | |



Hot Oil

DOOR STEP HEATER



Standard

THRESHOLD



Optional

LEAF BUMPER



Optional



Optional



Standard

DOOR LEAF METAL SHEET THICKNESS



Standard

LOCK TYPE



Optional

CR-NI REINFORCEMENT



Wooden Box



Shrink

PACKING



Palet Truck



Forklift



Crane

TRANSPORTATION


Auto Sliding Door



EASY INSTALLATION

LONG LIFE

OBSERVABLE AUTOMATION & SAFETY SENSORS



SAFETY SENSORS

Auto Sliding Door

Application area

Cold rooms, cold stores

Features

U value door leaf in 12 cm: 0.19 W/m².K

Dimensions

Clear width (CW): max. 2.8 m

Clear height (CH): max. 3.0 m

Please enquire concerning further dimensions.

Details of the Cantek cold room automatic sliding door:

Door leaf

Door leaf thickness 120 mm, foamed with PU rigid foam

Sealing

On three sides with grease-resistant EPDM rubber seal profiles, held in plastic profiles; all sealings can be easily replaced

Door frame with panel installation

Anodized aluminum door leaf frame, with and without threshold; prepared ready to install for the respective panel thickness, with assembly material and installation instructions

Covering sheet steel design

Door leaf panel is covered with 0.5 mm (with 0.7 mm option), polyester coated (with pvc option) steel (EN10169 DX51D+Z)

Covering stainless steel design

Cr-Ni AISI 304, circular-matted, rolled sheet metal

Power & Transmission

0.55 kw 220 V Triphase electrical motor with encoder, high strength and adjustable belt and pulley system

Safety sensors

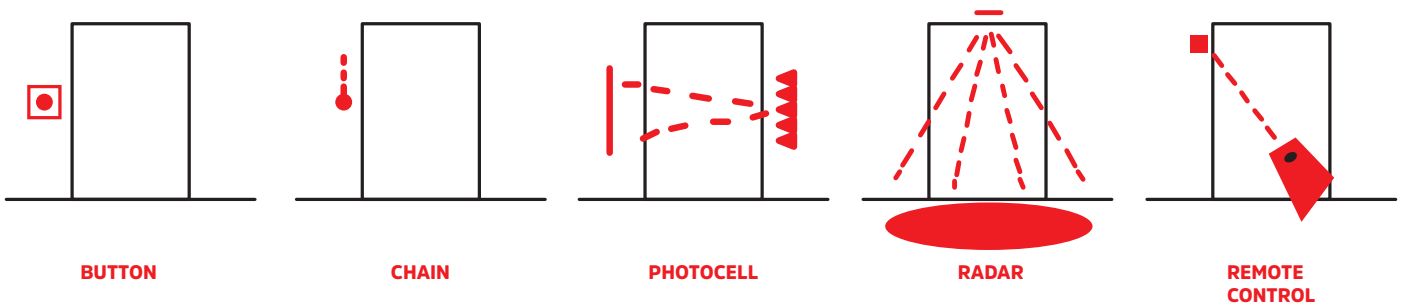
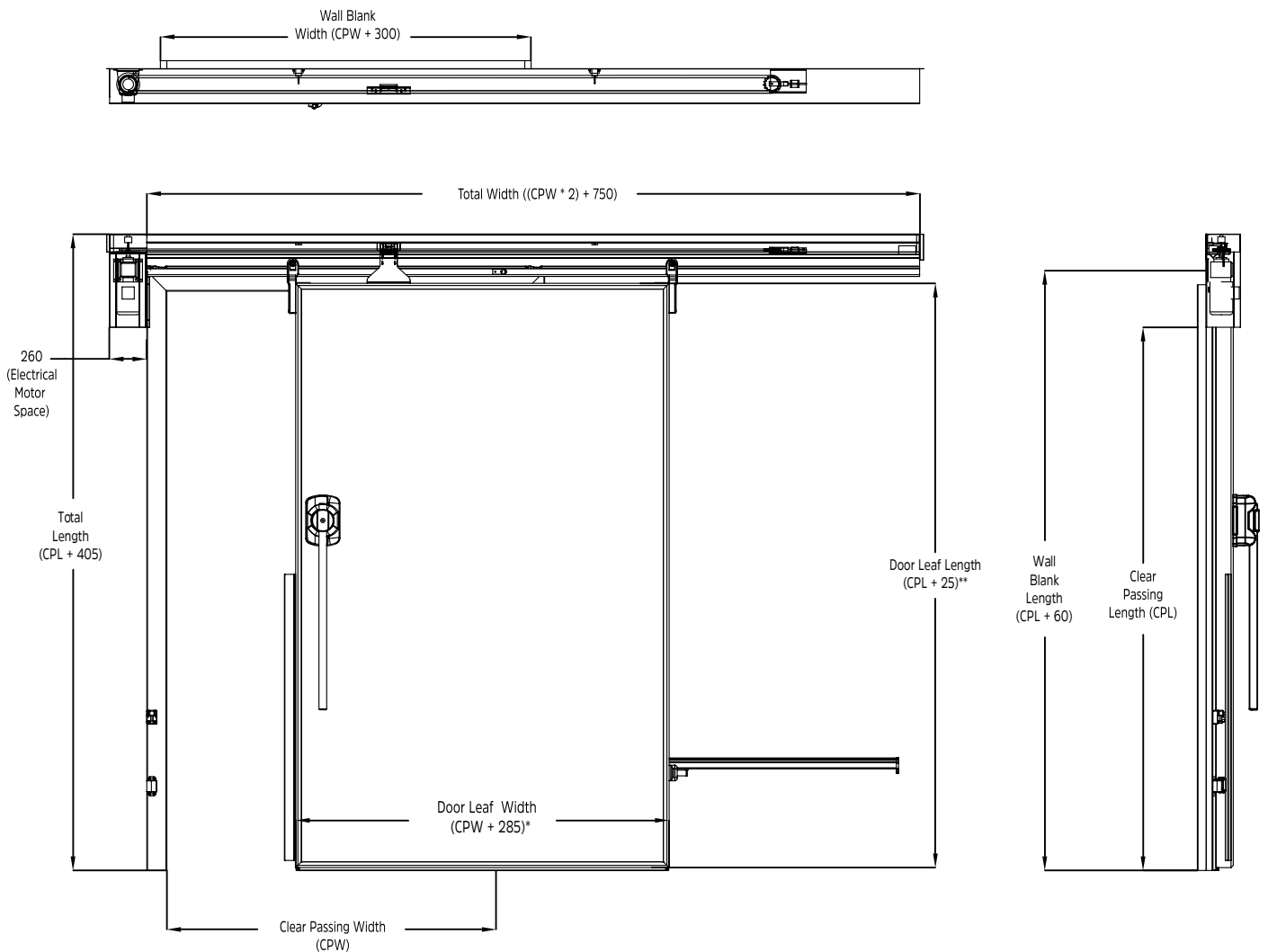
Two limit sensors for opening and closing on rail, mechanical impact switch for closing, photoelectric safety sensors for closing.















STANDARD COLOUR CODES

specification

CLEAR PASSAGE 100X200...280X300 cm



Auto Sliding Door

| | | | |
|---|--|--|--------------------------|
|  Climate Room |  Cold Room | DOOR TYPE | |
| |  12 | DOOR THICKNESS | |
|  Standard |  Optional |  Optional | SURFACE MATERIAL |
| |  PVC |  Optional | DOOR FRAME |
| | |  Optional | CASE HEATER |
| | |  Optional | THRESHOLD HEATER |
| | |  Silicon Cable | DOOR FRAME HEATER |
| | |  Hot Oil | DOOR STEP HEATER |



Optional

THRESHOLD



Optional

LEAF BUMPER



Optional



Optional



Standard

DOOR LEAF METAL SHEET THICKNESS



Standard

LOCK TYPE



Optional

ELECTRICAL LOCK



Optional

CR-NI REINFORCEMENT



Wooden Box



Shrink

PACKING



Pallet Truck



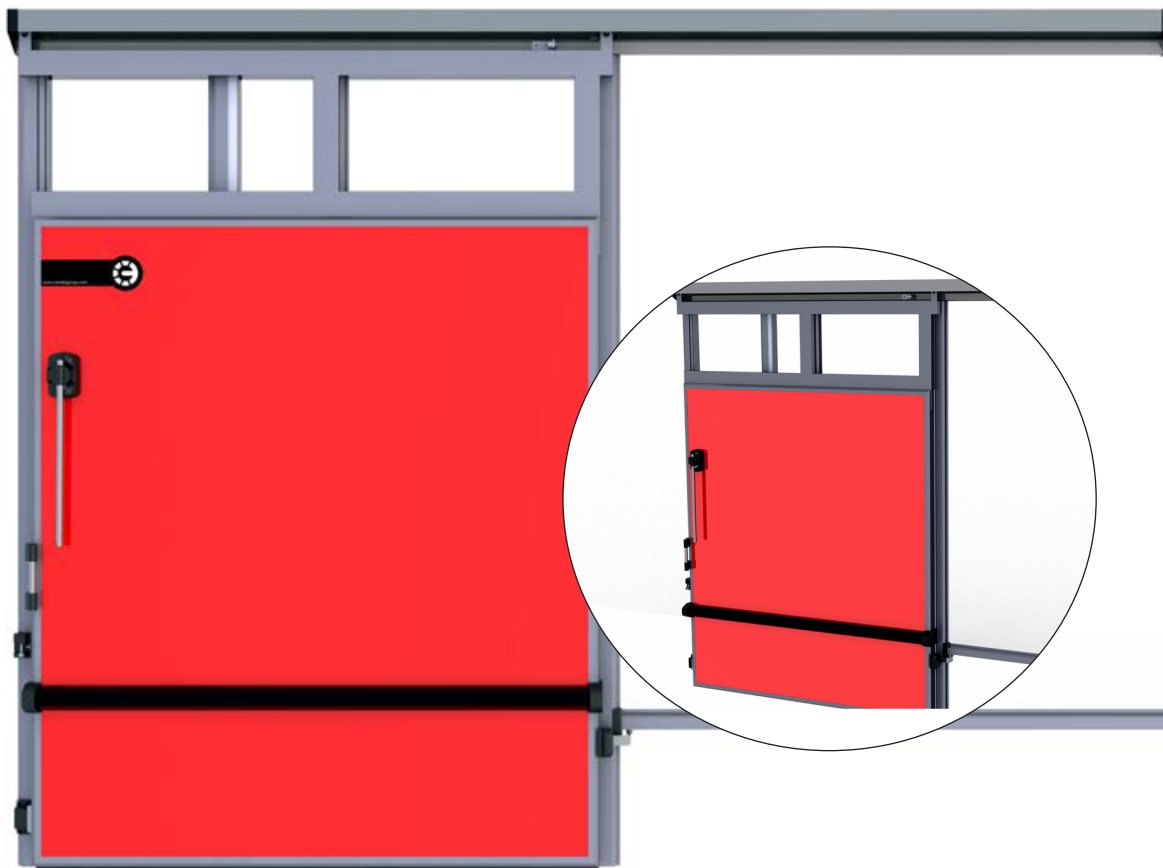
Forklift



Crane

TRANSPORTATION

Monorail Pass Sliding Door



HEAVY DUTY CONSTRUCTION

LONG LIFE

PROFESSIONAL CONTROL STRUCTURE



EASY RAIL TRANSFER

Monorail Pass Sliding Door

Application area

Cold rooms, cold stores, cold cells up to 0 C

Features

U value door leaf in 8 cm: 0.29 W/m².K

U value door leaf in 9 cm: 0.25 W/m².K

U value door leaf in 10 cm: 0.23 W/m².K

Dimensions

Clear width (CW): max. 2.8 m

Clear height (CH): max. 3.0 m

Please enquire concerning further dimensions.

Details of the Cantek cold room sliding door:

Door leaf

Door leaf thickness 80* mm, foamed with PU rigid foam, framed with anodized aluminum

*Option: 90 mm, 100 mm

Sealing

On three sides with grease-resistant EPDM rubber seal profiles, held in plastic profiles; all sealings can be easily replaced.

Door frame with panel installation

Anodized aluminum door leaf frame, with and without threshold; prepared ready to install for the respective panel thickness, with assembly material and installation instructions.

Covering sheet steel design

Door leaf panel is covered with 0.5 mm (with 0.7 mm option), polyester coated (with pvc option) steel (EN10169 DX51D+Z)

Covering stainless steel design

Cr-Ni AISI 304, circular-matted, rolled sheet metal

Rail System

All monorail parts are made from AISI 304 profiles



RAL 3020



RAL 1018 (high gloss)

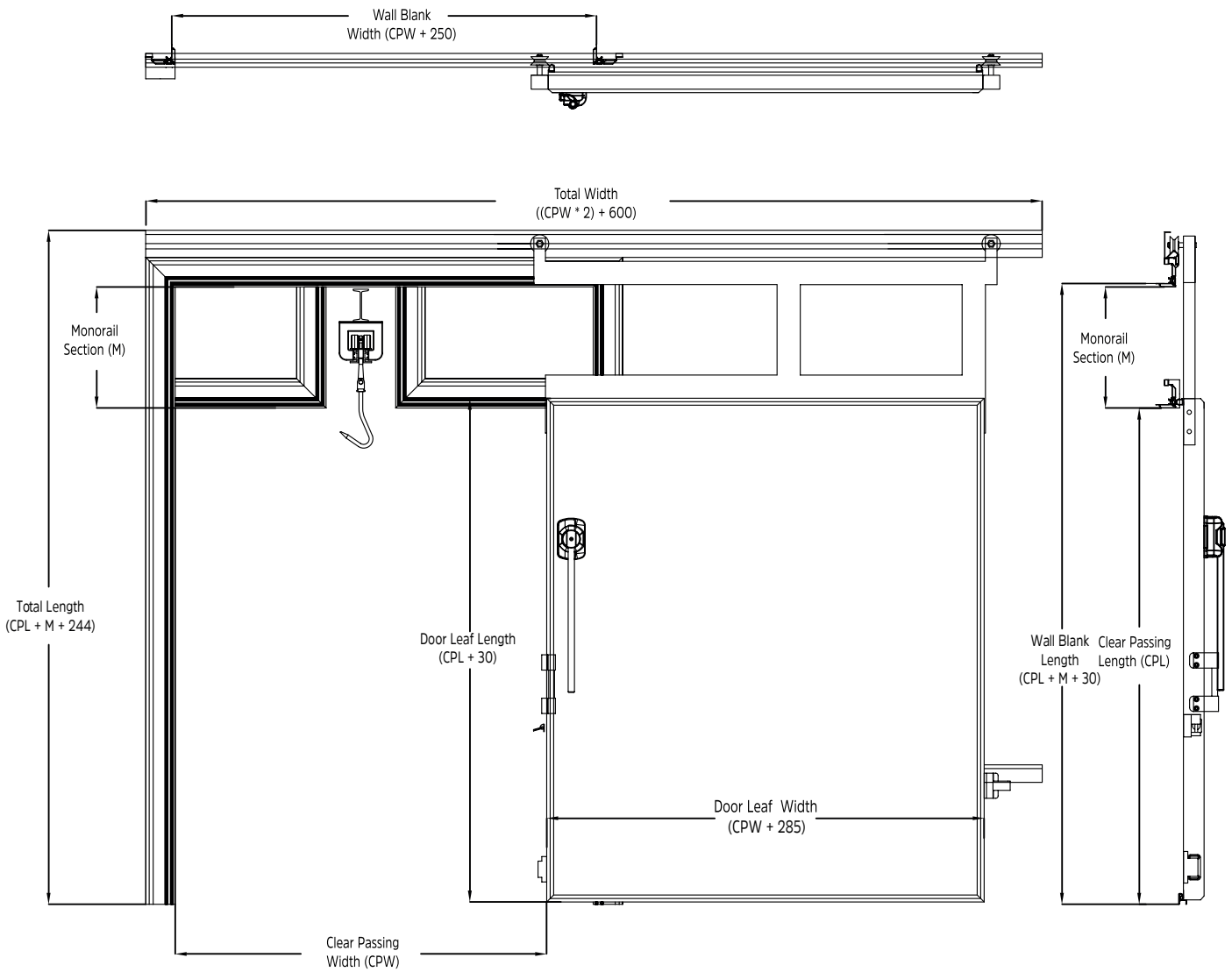


RAL 9002













STANDARD COLOUR CODES

specification

CLEAR PASSAGE 100X200...280X300 cm



Monorail Pass Sliding Door

| | | | |
|---|--|---|------------------|
|  Climate Room |  Cold Room | DOOR TYPE | |
|  Standard |  Optional |  Optional | DOOR THICKNESS |
|  Standard |  Optional |  Optional | SURFACE MATERIAL |
| |  Al | DOOR FRAME | |
| |  Optional | CASE HEATER | |
| |  Optional | THRESHOLD HEATER | |
| |  Silicon Cable | DOOR FRAME HEATER | |



Hot Oil

DOOR STEP HEATER



Optional

THRESHOLD



Optional

LEAF BUMPER



Optional



Optional



Standard

DOOR LEAF METAL SHEET THICKNESS



Standard

LOCK TYPE



Optional

CR-NI REINFORCEMENT



Wooden Box



Shrink

PACKING



Palet Truck



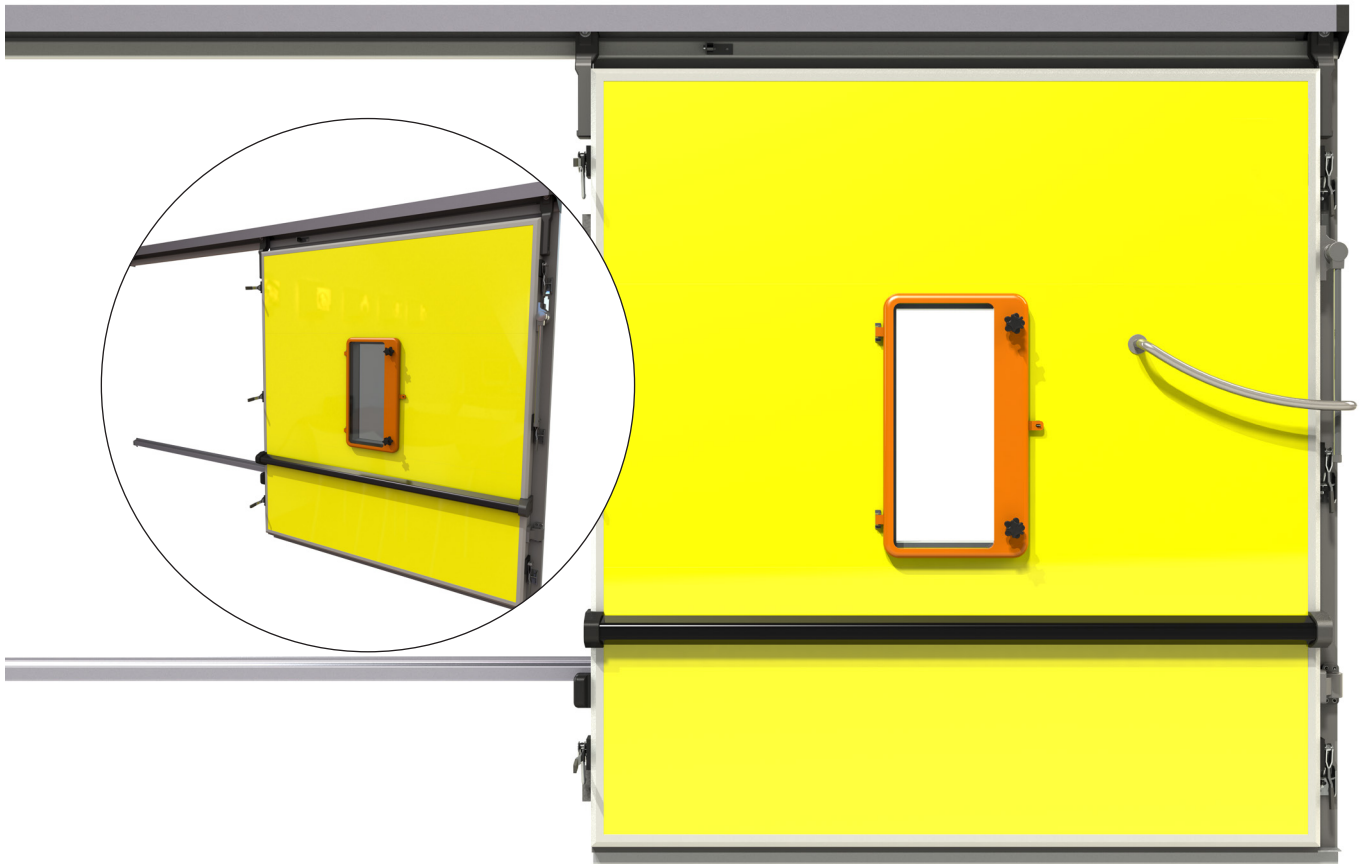
Forklift



Crane

TRANSPORTATION

Controlled Atmosphere Sliding Door



EXCELENT TIGHTNESS FOR PRESSURE

LONG LIFE

PROFESSIONAL CONTROL STRUCTURE



**PERFECT
ATMOSPHERE
CONTROL**

Controlled Atmosphere Sliding Door

Application area

Cold rooms, cold stores

Features

U value door leaf in 9 cm: 0.25 W/m².K

Dimensions

Clear width (CW): max. 2.8 m

Clear height (CH): max. 3.0 m

Please enquire concerning further dimensions.

Details of the Cantek cold room sliding door:

Door leaf

Door leaf thickness 90 mm, foamed with PU rigid foam, framed with anodized aluminum

Sealing

On three rubber semi-hard foam seal profiles, EPDM rubber (easy to replace) profile for threshold sealing, extra compression locks for sealing on the side

Door frame and door leaf

PVC door frame, anodized aluminum door leaf frame, with and without threshold; prepared ready to install for the respective panel thickness, with assembly material and installation instructions

Covering sheet steel design

Door leaf panel is covered with 0.7 mm, polyester coated (with pvc option) steel (EN10169 DX51D+Z)

Covering stainless steel design

Cr-Ni AISI 304, circular-matted, rolled sheet metal

Window

Specially designed 42x72 cm windows for specimens



RAL 3020



RAL 1018 (high gloss)

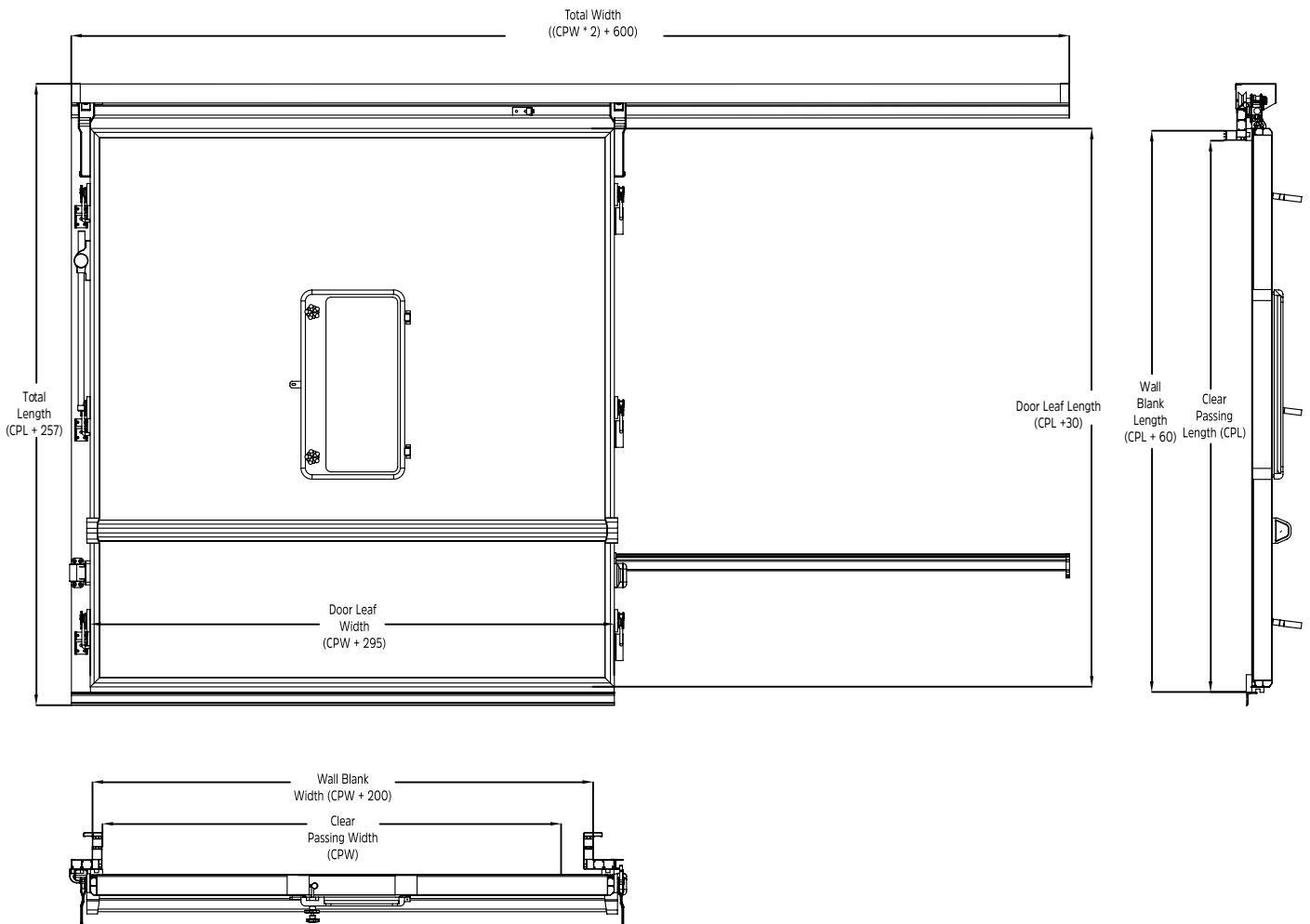


RAL 9002

STANDARD COLOUR CODES

s p e c i f i c a t i o n

CLEAR PASSAGE 100X200...280X300 cm



Controlled Atmosphere Sliding Door



Climate Room



Cold Room

DOOR TYPE



DOOR THICKNESS



Standard



Optional



Optional

SURFACE MATERIAL



DOOR FRAME



Optional

THRESHOLD



Optional

LEAF BUMPER



DOOR LEAF METAL SHEET THICKNESS



LOCK TYPE



TIGHTENER MECHANISIMS



CR-NI REINFORCEMENT

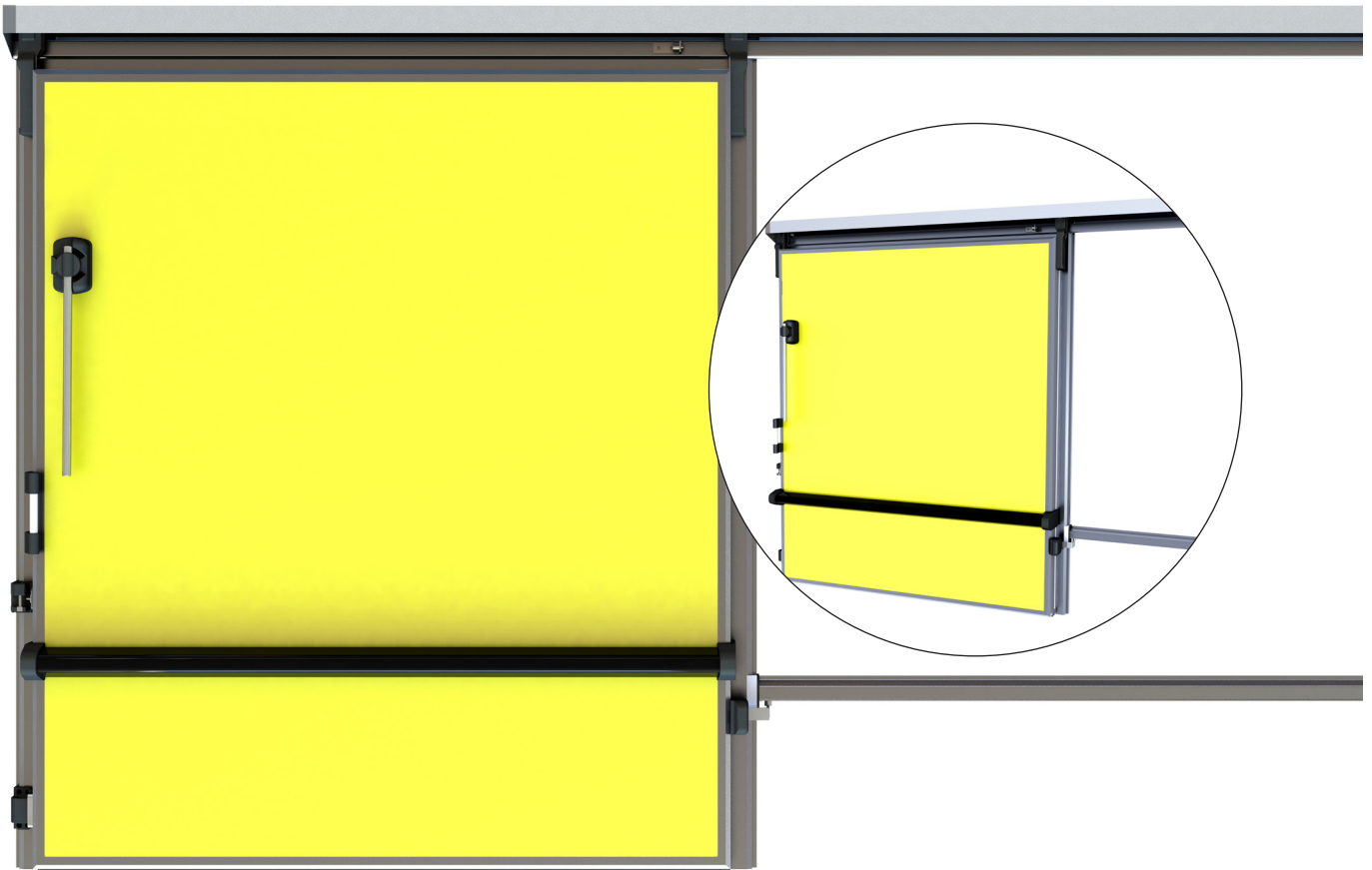


PACKING



TRANSPORTATION

Blast Freezer Door (Sliding Series)



EXCELLENT FREEZING

LONG LIFE

PROFESSIONAL CONTROL STRUCTURE



**EXCELLENT
FREEZING**

Blast Freezer Door (Sliding Series)

Application area

Deepfreeze rooms, quick-freezing rooms

Features

U value door leaf in 15 cm: 0.15 W/m².K

Dimensions

Clear width (CW): max. 2.8 m

Clear height (CH): max. 3.0 m

Please enquire concerning further dimensions.

Details of the Cantek cold room sliding door:

Door leaf

Door leaf thickness 150 mm, foamed with PU rigid foam, framed with anodized aluminum

Sealing

On three sides and threshold with grease-resistant EPDM rubber double-sided seal profiles, held in plastic profiles; all sealings can be easily replaced

Door frame with panel installation

PVC frame for panel, anodized aluminum in the design of the door leaf; with stainless steel threshold; prepared ready to install for the respective panel thickness, with assembly material and installation instructions

Covering sheet steel design

Door leaf panel is covered with 0.5 mm (with 0.7 mm option), polyester coated (with pvc, option) steel (EN10169 DX51D+Z)

Covering stainless steel design

Cr-Ni AISI 304, circular-matted, rolled sheet metal



RAL 3020



RAL 1018 (high gloss)

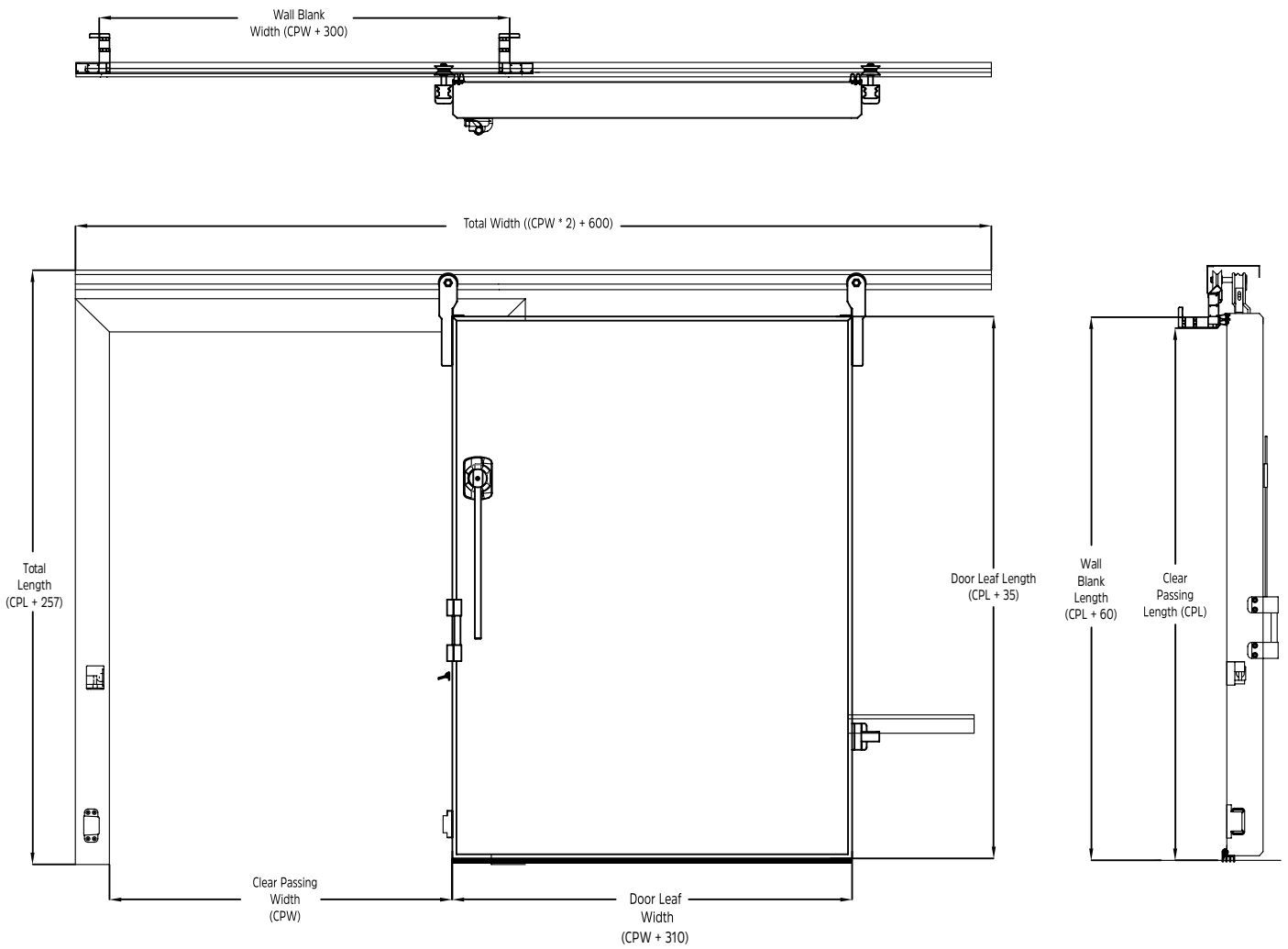


RAL 9002

STANDARD COLOUR CODES

s p e c i f i c a t i o n

CLEAR PASSAGE 100X200...280X300 cm



Blast Freezer Door (Sliding Series)



Cold Room



Deepfreeze Room



Shock Room

DOOR TYPE



DOOR THICKNESS



Standard



Optional



Optional

SURFACE MATERIAL



Optional



Optional

DOOR FRAME



Optional

CASE HEATER



Optional

THRESHOLD HEATER



Silicon Cable

DOOR FRAME HEATER



Hot Oil

DOOR STEP HEATER



Optional

THRESHOLD



Optional

LEAF BUMPER



Optional



Optional



Standard

DOOR LEAF METAL SHEET THICKNESS



Standard

LOCK TYPE



Optional

CR-NI REINFORCEMENT



Wooden Box



Shrink

PACKING



Pallet Truck



Forklift



Crane

TRANSPORTATION

Industrial Storage Type Sliding Door (For Onion and Potato)



FLEXIBLE USING

HIGH EFFICIENCY USING AREA

PROFESSIONAL CONTROL STRUCTURE



FLEXIBLE USAGE

Industrial Storage Type Sliding Door

(For Onion and Potato)

Application area

Climate rooms

Features

U value door leaf in 8 cm: 0.29 W/m².K

Dimensions

Clear width (CW): max 3.5 m

Clear height (CH): max 5 m

Please enquire concerning further dimensions.

Details of the Cantek cold room sliding door:

Door leaf

Door Leaf Thickness 80 mm foamed with PU rigid foam, framed with anodized aluminium.

Sealing

Special EPDM Rubber profile design for variable clear passing movement.

Door frame with panel installation

Anodized aluminum frame for door leafs, easy to change door leaf panel.

Covering sheet steel design

Door leaf panel is covered with 0.5 mm (with 0.7 mm option), polyester coated (with pvc option) steel (EN10169 DX51D+Z)

Covering stainless steel design

Cr-Ni AISI 304, circular-matted, rolled sheet metal



RAL 3020



RAL 1018 (high gloss)

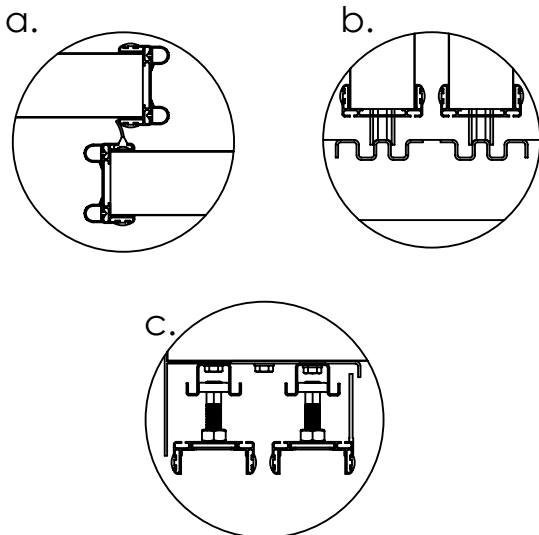
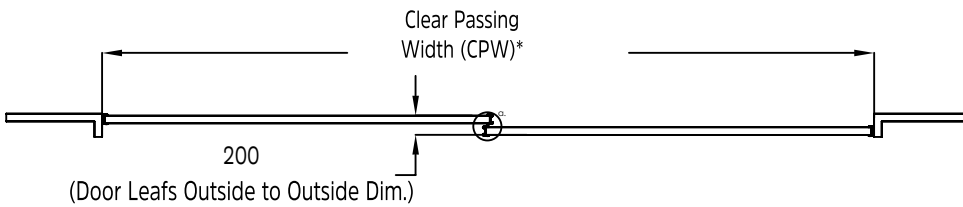
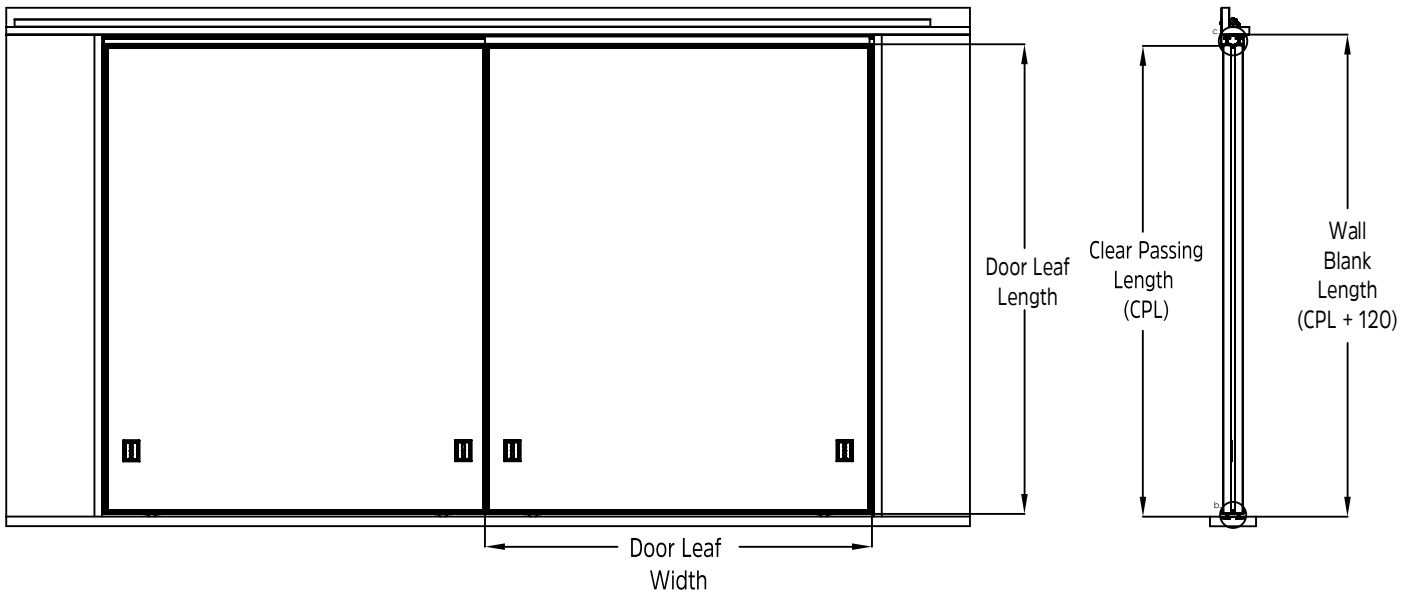


RAL 9002

STANDARD COLOUR CODES

specification
















CLEAR PASSAGE 150X300....350X500 cm



Note: Door Leaf Quantity is Minimum 2

Industrial Storage Type Sliding Door

(For Onion and Potato)

| | | | |
|---|---|---|--|
|  | | | DOOR TYPE |
| | |  | DOOR THICKNESS |
|  |  |  | SURFACE MATERIAL |
| Standard | Optional | Optional | |
| | |  | DOOR FRAME |
|  |  |  | DOOR LEAF METAL SHEET THICKNESS |
| Optional | Optional | Standard | |
| | |  | CR-NI REINFORCEMENT |
| | | Optional | |
| |  |  | PACKING |
| | Wooden Box | Shrink | |
|  |  |  | TRANSPORTATION |
| Palet Truck | Forklift | Crane | |






R&D
ROOM 7





HINGED DOORS

Hinged Door (Standart & Premium)



HIGH ISOLATION QUALITY

LONG LIFE

HIGH OPPORTUNITY ELEMENTS



**HIGH
ISOLATION
QUALITY**

Hinged Door (Standart Series)

Application area

Cold rooms, cold stores,

Features

U value door leaf in 8 cm: 0.29 W/m².K

U value door leaf in 9 cm: 0.25 W/m².K

U value door leaf in 10 cm: 0.23 W/m².K

Dimensions

Clear width (CW): max. 1.15 m

Clear height (CH): max. 2.2 m

Please enquire concerning further dimensions.

Details of the Cantek cold room hinged door:

Door leaf

Door leaf thickness 80* mm, foamed with PU rigid foam, framed with anodized aluminum

*Option: 90 mm, 100 mm

Sealing

On three sides with grease-resistant EPDM rubber seal profiles, held in plastic profiles; all sealings can be easily replaced

Door frame and accessories

PVC frame for door, anodized aluminum in the design of the door leaf; with and without threshold; prepared ready to install for the respective panel thickness, with assembly material and installation instructions

Covering sheet steel design

Door leaf panel is covered with 0.5 mm (with 0.7 mm option), polyester coated (with pvc option) steel (EN10169 DX51D+Z)

Covering stainless steel design

Cr-Ni AISI 304, circular-matted, rolled sheet metal



RAL 3020



RAL 1018 (high gloss)

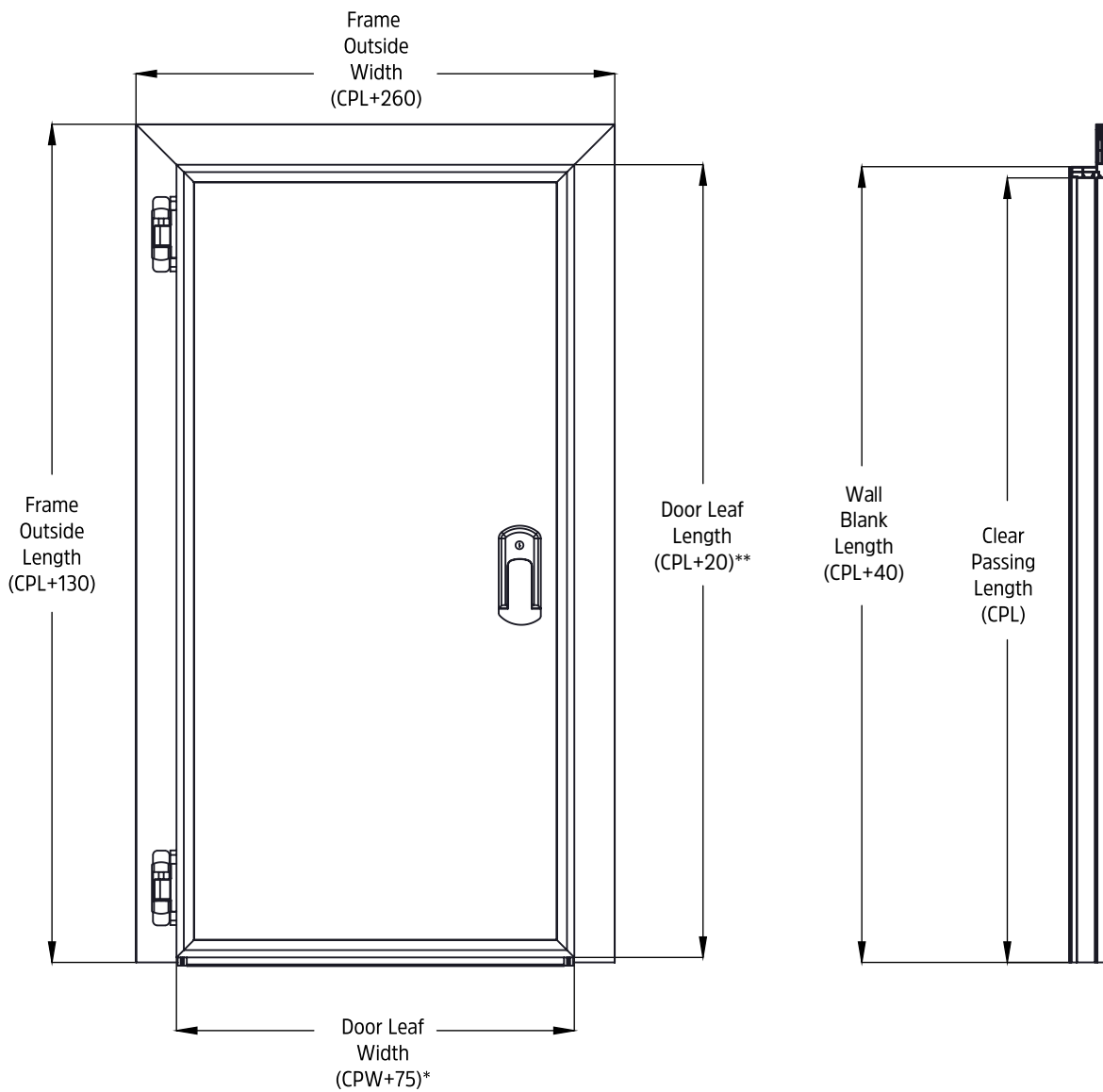


RAL 9002

STANDARD COLOUR CODES

s p e c i f i c a t i o n

CLEAR PASSAGE 70X170...115X220 cm



*Negative doors (CPW+110)

**Negative doors (CPL+40)

Hinged Door (Standart Series)



Climate Room



Cold Room



Deepfreeze Room

DOOR TYPE



Standard



Optional



Optional

DOOR THICKNESS



Standard



Optional



Optional

SURFACE MATERIAL



Optional



Optional

DOOR FRAME



Optional

CASE HEATER



Optional

THRESHOLD HEATER



Silicon Cable

DOOR FRAME HEATER



Hot Oil

DOOR STEP HEATER



Optional

THRESHOLD



Optional

LEAF BUMPER



Optional



Optional



Standard

DOOR LEAF METAL SHEET THICKNESS



Standard

LOCK TYPE



Optional

CR-NI REINFORCEMENT



Wooden Box



Shrink

PACKING



Palet Truck



Forklift



Crane

TRANSPORTATION

Hinged Door (Premium Series)

Application area

Cold rooms, cold stores

U value door leaf in 8 cm: 0.29 W/m².K

U value door leaf in 9 cm: 0.25 W/m².K

U value door leaf in 10 cm: 0.23 W/m².K

Dimensions

Clear width (CW): max. 1.15 m

Clear height (CH): max. 2.2 m

Please enquire concerning further dimensions.

Details of the Cantek cold room hinged door:

Door leaf

Positive Temperature: Door leaf thickness 80* mm, foamed with PU rigid foam, framed with anodized aluminum

*Option: 90 mm

Negative Temperature: Door leaf thickness 90* mm, foamed with PU rigid foam, framed with anodized aluminum

*Option: 100 mm

Sealing

On three sides and threshold with grease-resistant EPDM rubber seal profiles, held in plastic profiles; all sealings can be easily replaced

Door frame and accessories

Anodized aluminum frame for door, anodized aluminium in the design of the door leaf; with threshold; prepared ready to install for the respective panel thickness, with assembly material and installation instructions

Covering sheet steel design

Door leaf panel is covered with 0.5 mm (with 0.7 mm option), polyester coated (with pvc option) steel (EN10169 DX51D+Z)

Covering stainless steel design

Cr-Ni AISI 304, circular-matted, rolled sheet metal



RAL 3020



RAL 1018 (high gloss)

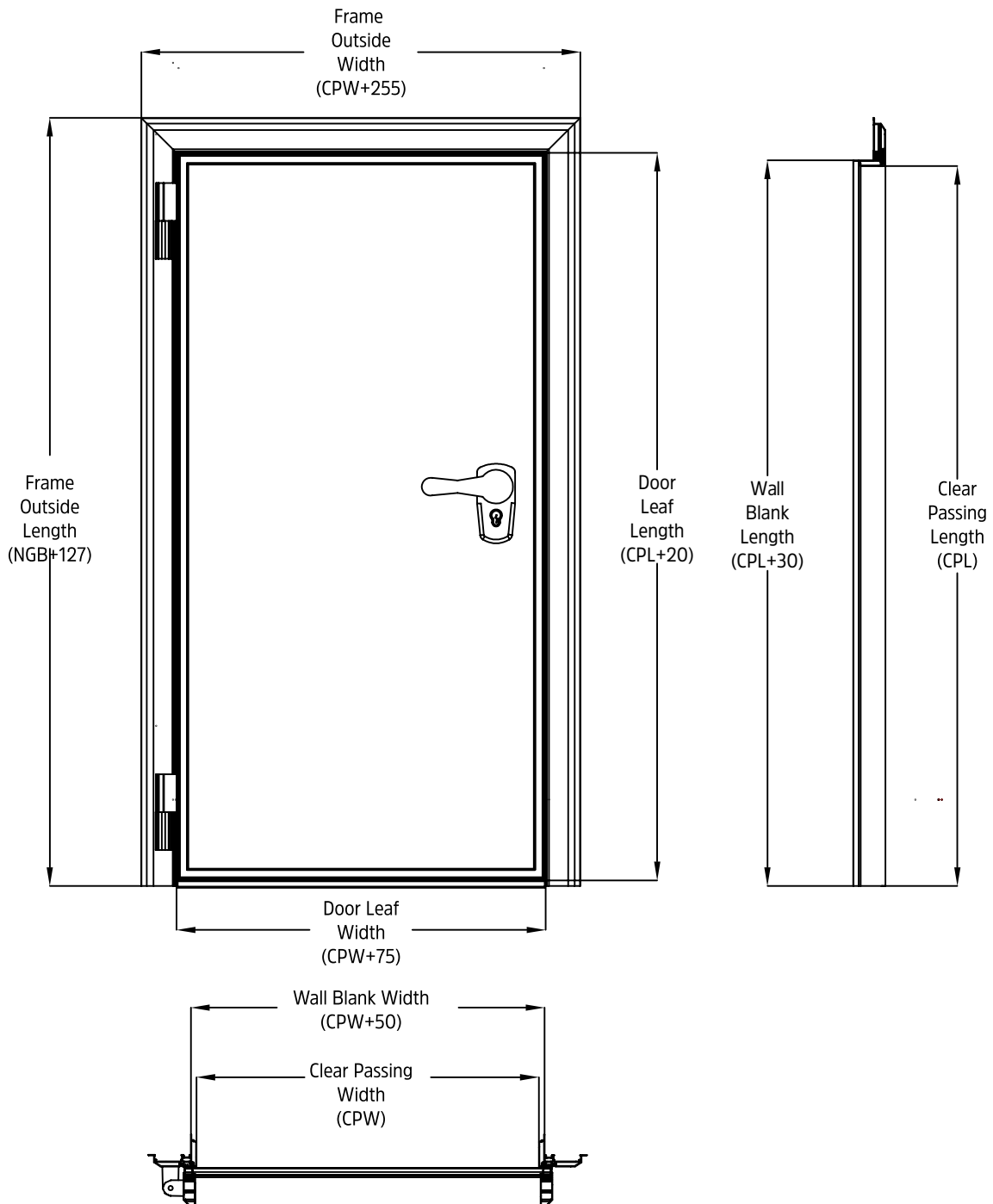


RAL 9002

STANDARD COLOUR CODES

s p e c i f i c a t i o n

CLEAR PASSAGE 70X170...115X220 cm



Hinged Door (Premium Series)



Climate Room



Cold Room



Deepfreeze Room

DOOR TYPE



Standard



Standard



Optional

DOOR THICKNESS



Standard



Optional



Optional

SURFACE MATERIAL



Standard



Optional

DOOR FRAME



Optional

CASE HEATER



Optional

THRESHOLD HEATER



Silicon Cable

DOOR FRAME HEATER



Hot Oil

DOOR STEP HEATER



Optional

THRESHOLD



Optional

LEAF BUMPER



Optional



Optional



Standard

DOOR LEAF METAL SHEET THICKNESS



Standard

LOCK TYPE



Optional

CR-NI REINFORCEMENT



Wooden Box



Shrink

PACKING



Pallet Truck



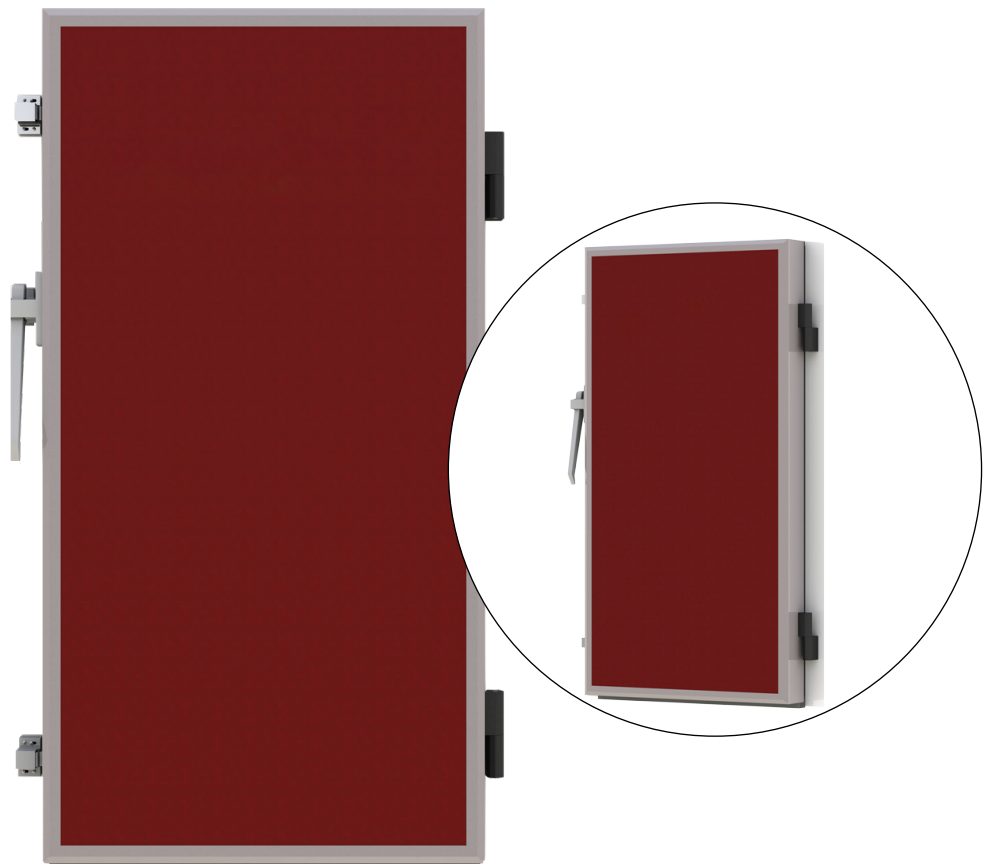
Forklift



Crane

TRANSPORTATION

Blast Freezer Door



EXCELLENT FREEZING

LONG LIFE

PROFESSIONAL CONTROL STRUCTURE



**EXCELLENT
FREEZING**

Blast Freezer Door (Standart Series)

Application area

Deepfreeze rooms, quick-freezing rooms

Features

U value door leaf in 15 cm: 0.15 W/m².K

Dimensions

Clear width (CW): max. 1.15 m

Clear height (CH): max. 2.20 m

Please enquire concerning further dimensions.

Details of the Cantek cold room hinged door:

Door leaf

Door leaf thickness 150 mm, foamed with PU rigid foam, framed with anodized aluminum

Sealing

On three sides and threshold with grease-resistant EPDM rubber double-sided seal profiles, held in plastic profiles; all sealings can be easily replaced

Door frame with panel installation

PVC frame for panel, anodized aluminum in the design of the door leaf; with stainless steel threshold; prepared ready to install for the respective panel thickness, with assembly material and installation instructions

Covering sheet steel design

Door leaf panel is covered with 0.5 mm (with 0.7 mm option), polyester coated (with pvc option) steel (EN10169 DX51D+Z)

Covering stainless steel design

Cr-Ni AISI 304, circular-matted



RAL 3020



RAL 1018 (high gloss)

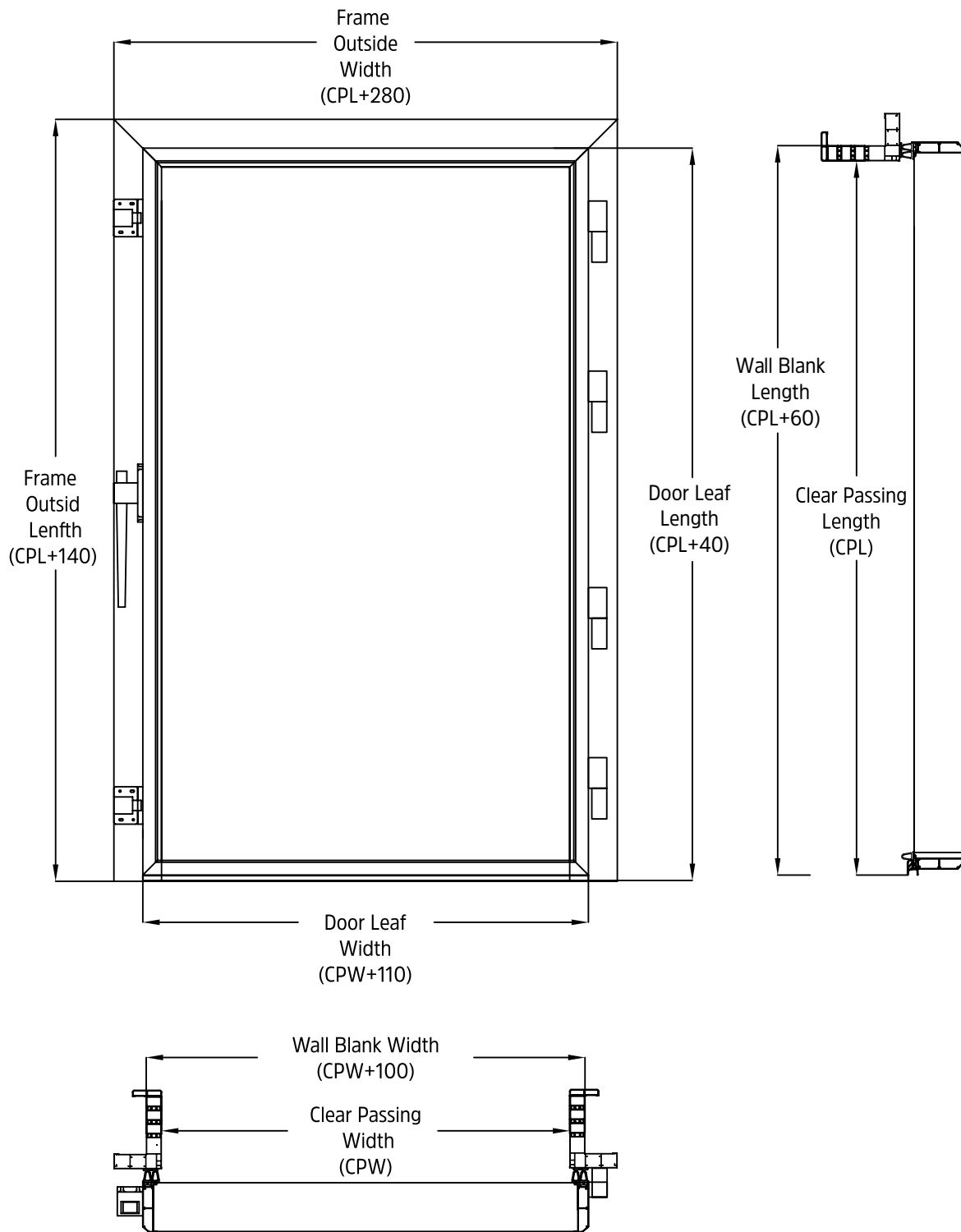


RAL 9002

STANDARD COLOUR CODES

s p e c i f i c a t i o n

CLEAR PASSAGE 70X170...115X220 cm



Blast Freezer Door (Standart Series)



DOOR TYPE



DOOR THICKNESS



SURFACE MATERIAL



DOOR FRAME



CASE HEATER



THRESHOLD HEATER



DOOR FRAME HEATER



Hot Oil

DOOR STEP HEATER



Optional

THRESHOLD



Optional

LEAF BUMPER



Optional



Optional



Standard

DOOR LEAF METAL SHEET THICKNESS



Optional

LOCK TYPE



Optional

CR-NI REINFORCEMENT



Wooden Box



Shrink

PACKING



Palet Truck



Forklift



Crane

TRANSPORTATION

Flush Door



EXCELLENT FITNESS

FLAT AREA

HIGH QUALITY



EXCELLENT FITNESS

Flush Door

Application area

Cold rooms, cold stores

Features

U value door leaf in 8 cm: 0.29 W/m².K

U value door leaf in 10 cm: 0.23 W/m².K

U value door leaf in 12 cm: 0.19 W/m².K

Dimensions

Clear width (CW): max. 1.0 m

Clear height (CH): max. 2.2 m

Please enquire concerning further dimensions.

Details of the Cantek cold room hinged door:

Door leaf

Door leaf thickness available in 80-100-120 mm dimensions , foamed with PU rigid foam, door leaf flat to panel surface thanks to its special design

Sealing

On three sides and threshold with grease-resistant EPDM rubber seal profiles, held in plastic profiles; all sealings can be easily replaced

Door frame with panel installation

PVC and anodized aluminum hybrid frame for panel, sheet metal in the design of the door leaf; with or without stainless steel threshold; prepared ready to install for the respective panel thickness, with assembly material and installation instructions

Covering sheet steel design

Door leaf panel is covered with 0.5 mm (with 0.7 mm option), polyester coated (with pvc option) steel (EN10169 DX51D+Z)

Covering stainless steel design

Cr-Ni AISI 304, circular-matted

Door hardware

With ramp-spring type hinge for door leaf, lockable external door fastener, inside release push-button internal fastener



RAL 3020



RAL 1018 (high gloss)

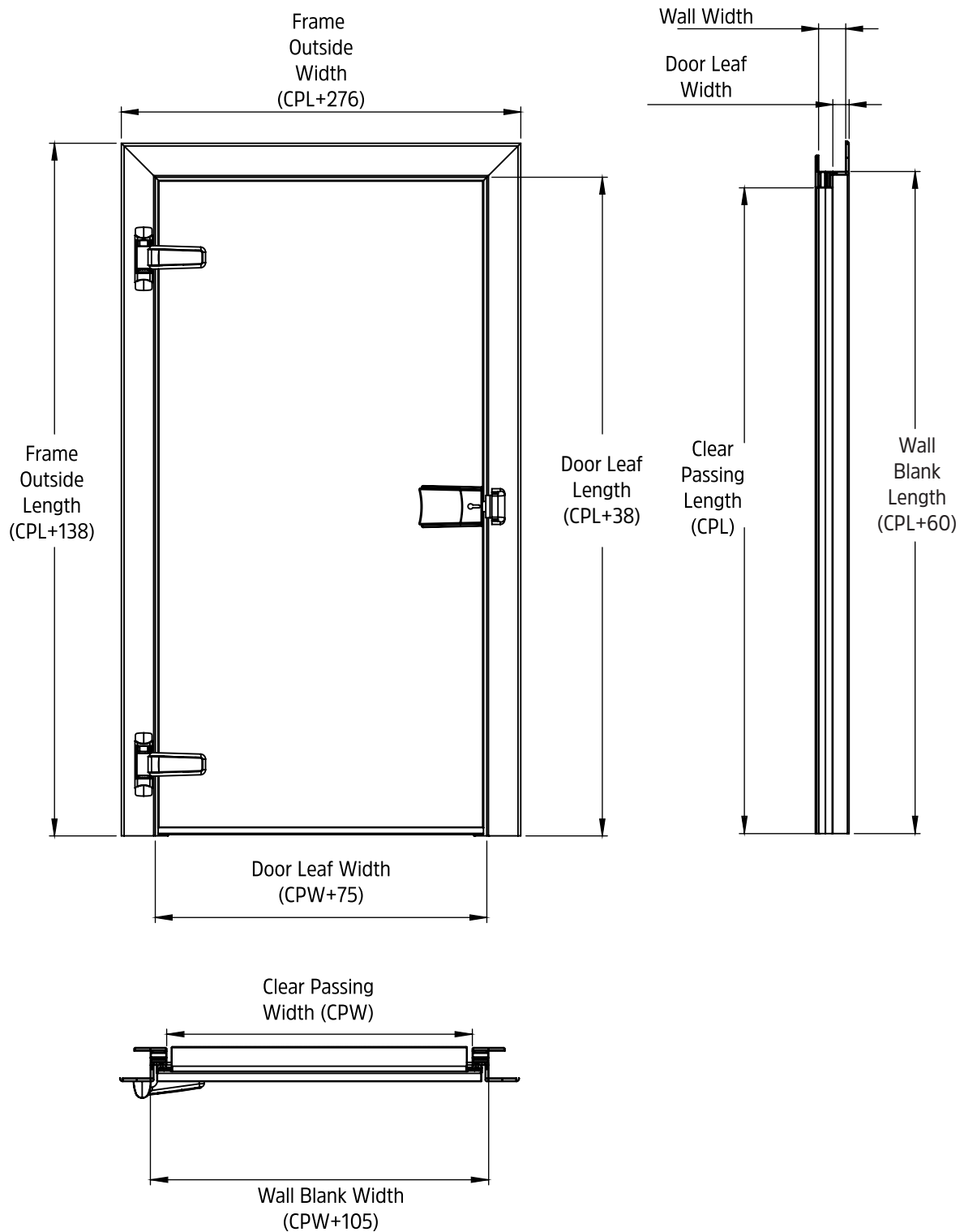


RAL 9002













STANDARD COLOUR CODES

s p e c i f i c a t i o n

CLEAR PASSAGE 80X180...100X220 cm



Flush Door

| | | | |
|--|---|---|--------------------------|
|  Climate Room |  Cold Room | DOOR TYPE | |
|  8 |  10 |  12 | DOOR THICKNESS |
|  Standard |  Optional |  Optional | SURFACE MATERIAL |
|  Hybrid | | | DOOR FRAME |
|  Optional | | | CASE HEATER |
|  Optional | | | THRESHOLD HEATER |
|  Silicon Cable | | | DOOR FRAME HEATER |



Hot Oil

DOOR STEP HEATER



Optional

THRESHOLD



Optional



Optional



Standard

DOOR LEAF METAL SHEET THICKNESS



Standard

LOCK TYPE



Standard

SAFETY LOCK RELEASE



Optional

CR-NI REINFORCEMENT



Wooden Box



Shrink

PACKING



Palet Truck



Forklift



Crane

TRANSPORTATION

Flip Flap Door (One Leaf)



FLEXIBLE SWING DOOR

EASY PASS

FLEXIBLE SIZE OPTIONS



FLEXIBLE SWING

Flip Flap Door (One Leaf)

Application area

Cold rooms, chilled room

Features

U value door leaf in 4 cm: 0.58 W/m².K

Dimensions

Clear width (CW): max. 1.10 m

Clear height (CH): max. 2.20 m

Please enquire concerning further dimensions.

Details of the Cantek cold room flip-flap door:

Door leaf

Door leaf thickness 40 mm, foamed with PU rigid foam, observation window from 5 mm plexiglass with rubber edging profile, stainless steel door leaf reinforcement with bumper

Sealing

On four sides with grease-resistant EPDM rubber seal profiles, held in plastic profiles; all sealings can be easily replaced

Door frame with panel installation

Anodized aluminum frame for panel, sheet metal in the design of the door leaf; with stainless steel threshold; prepared ready to install for the respective panel thickness, with assembly material and installation instructions

Covering sheet steel design

Door leaf is covered with 0.7 mm polyester coated (with pvc option) steel (EN10169 DX51D+Z)

Covering stainless steel design

Cr-Ni AISI 304, circular-matted

Door hardware & window

Double action spring type 180° hinge with stop for door leaf. 5 mm flexi glass sight window



RAL 3020



RAL 1018 (high gloss)

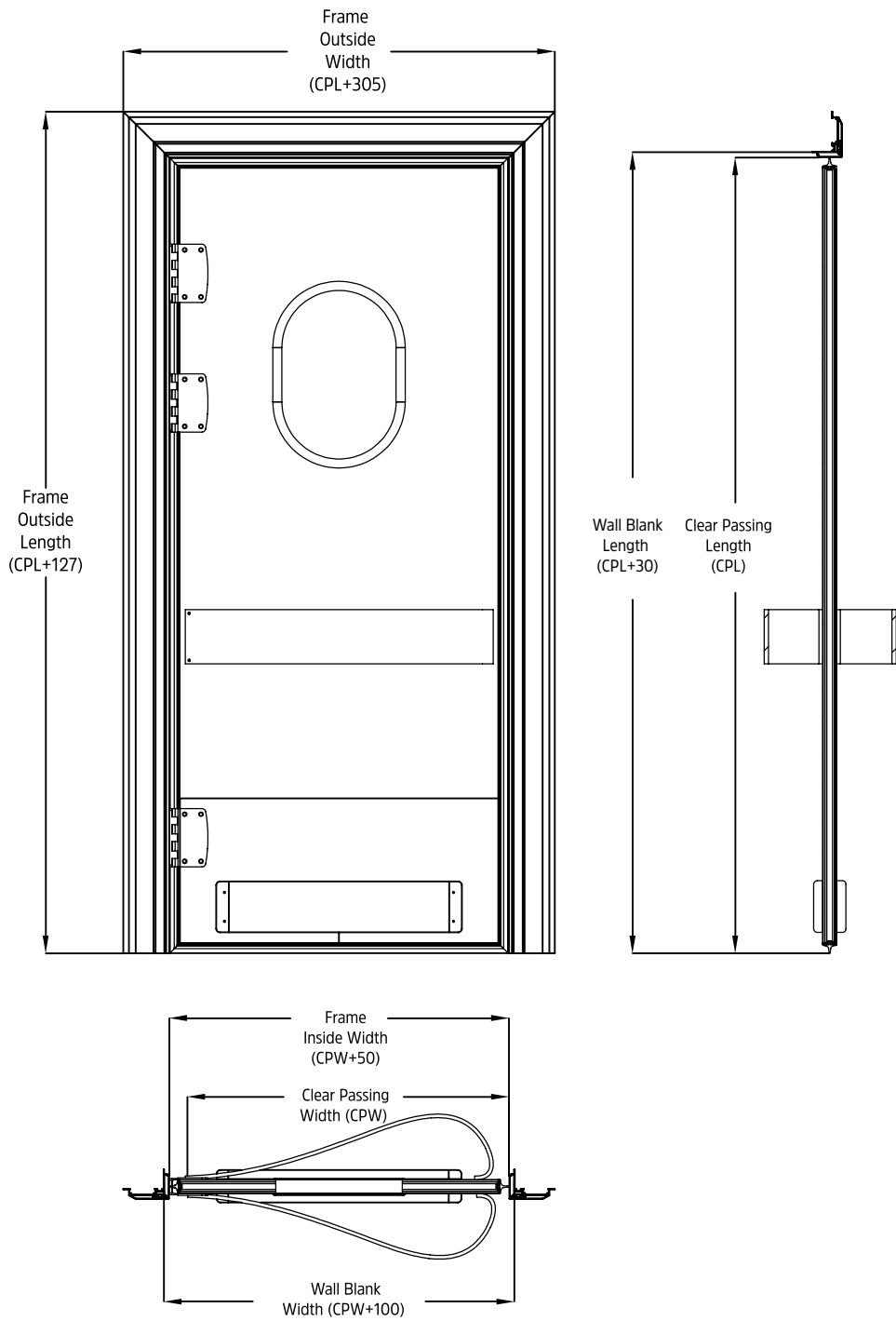


RAL 9002


















STANDARD COLOUR CODES

s p e c i f i c a t i o n

CLEAR PASSAGE 70X180...110X220 cm

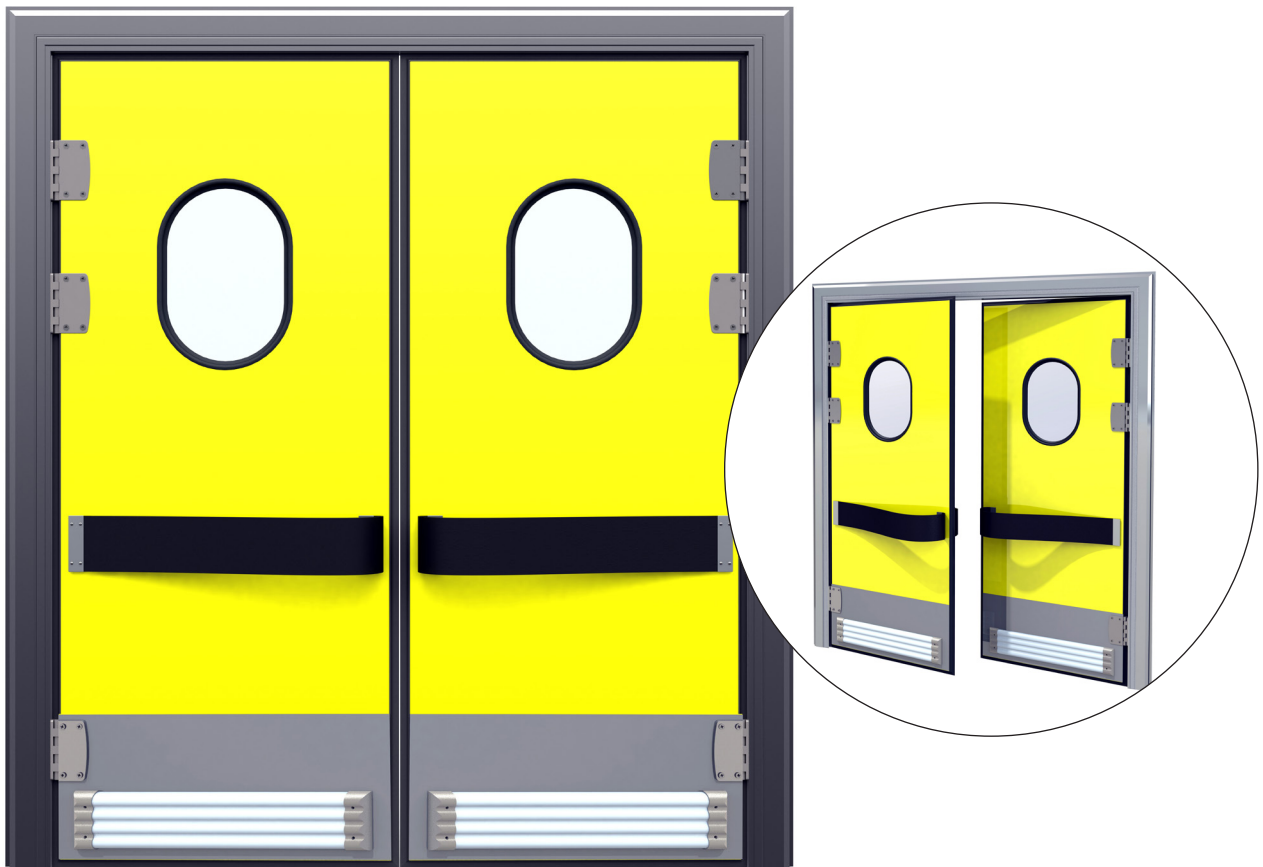


Flip Flap Door (One Leaf)

| | | | | | | |
|---|---|---|--------------|----------|----------------|---------------------------------|
| |  | | Climate Room | | DOOR TYPE | |
| | |  | | | DOOR THICKNESS | |
|  |  |  | Standard | Optional | Optional | SURFACE MATERIAL |
| | |  | | | | DOOR FRAME |
| | |  | | | Standard | CR-NI REINFORCEMENT |
| | |  | | | Standard | STAINLESS STEEL BUMPER |
| | |  | | | Standard | LEAF BUMPER |
|  |  |  | Standard | Optional | Optional | DOOR LEAF METAL SHEET THICKNESS |
| |  |  | | | | PACKING |
|  |  |  | | | | TRANSPORTATION |



Flip Flap Door (Double Leaf)



FLEXIBLE SWING DOOR

EASY PASS

FLEXIBLE SIZE OPTIONS



FLEXIBLE SWING

Flip Flap Door (Double Leaf)

Application area

Cold rooms, chilled room

Features

U value door leaf in 4 cm: 0.58 W/m².K

Dimensions

Clear width (CW): max. 1.10 m

Clear height (CH): max. 2.20 m

Please enquire concerning further dimensions.

Details of the Cantek cold room flip-flap door:

Door leaf

Door leaf thickness 40 mm, foamed with PU rigid foam, observation window from 5 mm plexiglass with rubber edging profile, stainless steel door leaf reinforcement with bumper

Sealing

On four sides with grease-resistant EPDM rubber seal profiles, held in plastic profiles; all sealings can be easily replaced

Door frame with panel installation

Anodized aluminum frame for panel, sheet metal in the design of the door leaf; with stainless steel threshold; prepared ready to install for the respective panel thickness, with assembly material and installation instructions

Covering sheet steel design

Door leaf is covered with 0.7 mm polyester coated (with pvc option) steel (EN10169 DX51D+Z)

Covering stainless steel design

Cr-Ni AISI 304, circular-matted

Door hardware

Double action spring type 180° hinge with stop for door. 5 mm flexi glass sight window



RAL 3020



RAL 1018 (high gloss)

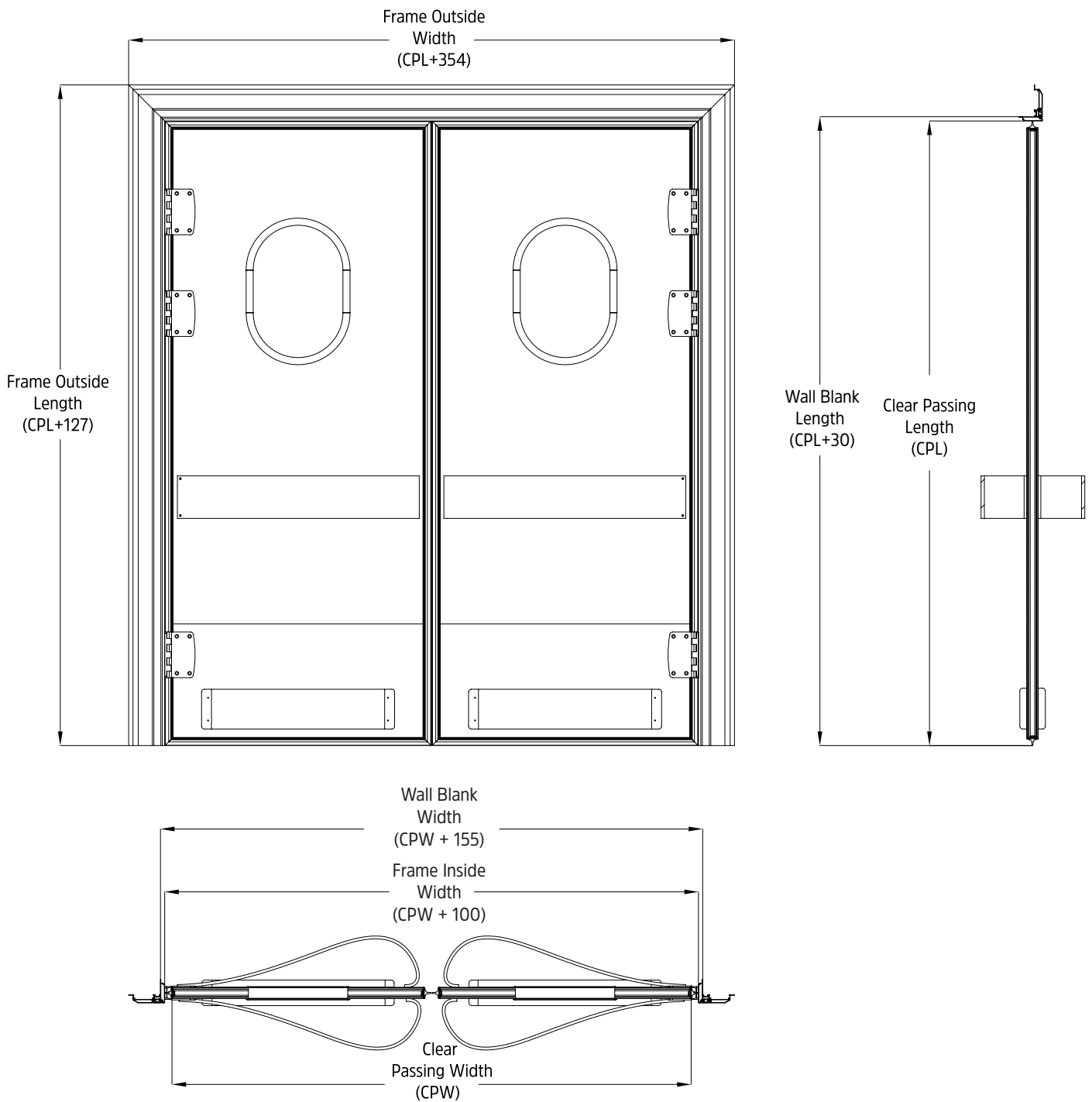


RAL 9002















STANDARD COLOUR CODES

s p e c i f i c a t i o n

CLEAR PASSAGE 120X180...200X240 cm



Flip Flap Door (Double Leaf)

| | | | |
|---|---|---|---------------------------------|
| |  | Climate Room | DOOR TYPE |
| |  | | DOOR THICKNESS |
|  |  |  | SURFACE MATERIAL |
| Standard | Optional | Optional | |
| |  | | DOOR FRAME |
| |  | Standard | CR-NI REINFORCEMENT |
| |  | Standard | SILICON BUMPER |
| |  | Standard | LEAF BUMPER |
|  |  |  | DOOR LEAF METAL SHEET THICKNESS |
| Standard | Optional | Optional | |
| |  |  | PACKING |
| Wooden Box | | Shrink | |
|  |  |  | TRANSPORTATION |
| Palet Truck | Forklift | Crane | |



Office Door (One Leaf)



EXCELLENT INTEGRATION

LONG LIFE

PROFESSIONAL CONTROL STRUCTURE



**EXCELLENT
INTEGRATION**

Office Door (One Leaf)

Application area

Chilled room, room temperature

Features

U value door leaf in 4 cm: 0.58 W/m².K

Dimensions

Clear width (CW): max. 1.1 m

Clear height (CH): max. 2.0 m

Please enquire concerning further dimensions.

Details of the Cantek cold room office door:

Door leaf

Door leaf thickness 40 mm, foamed with PU rigid foam, observation window from 5 mm plexiglass with rubber edging profile, optionally stainless steel door leaf reinforcement with bumper

Sealing

On three sides with grease-resistant EPDM-PVC double component seal profiles, held in aluminium door frame

Door frame with panel installation

Anodized aluminum frame for panel, anodized aluminum in the design of the door leaf; prepared ready to install for the respective panel thickness, with assembly material and installation instructions

Covering sheet steel design

Door leaf is covered with 0.5 mm polyester coated (with pvc option) steel (EN10169 DX51D+Z)

Covering stainless steel design

Cr-Ni AISI 304, circular-matted

Door hardware & window

Stainless steel hinges and door fasteners . 5 mm flexi glass sight window.



RAL 3020



RAL 1018 (high gloss)

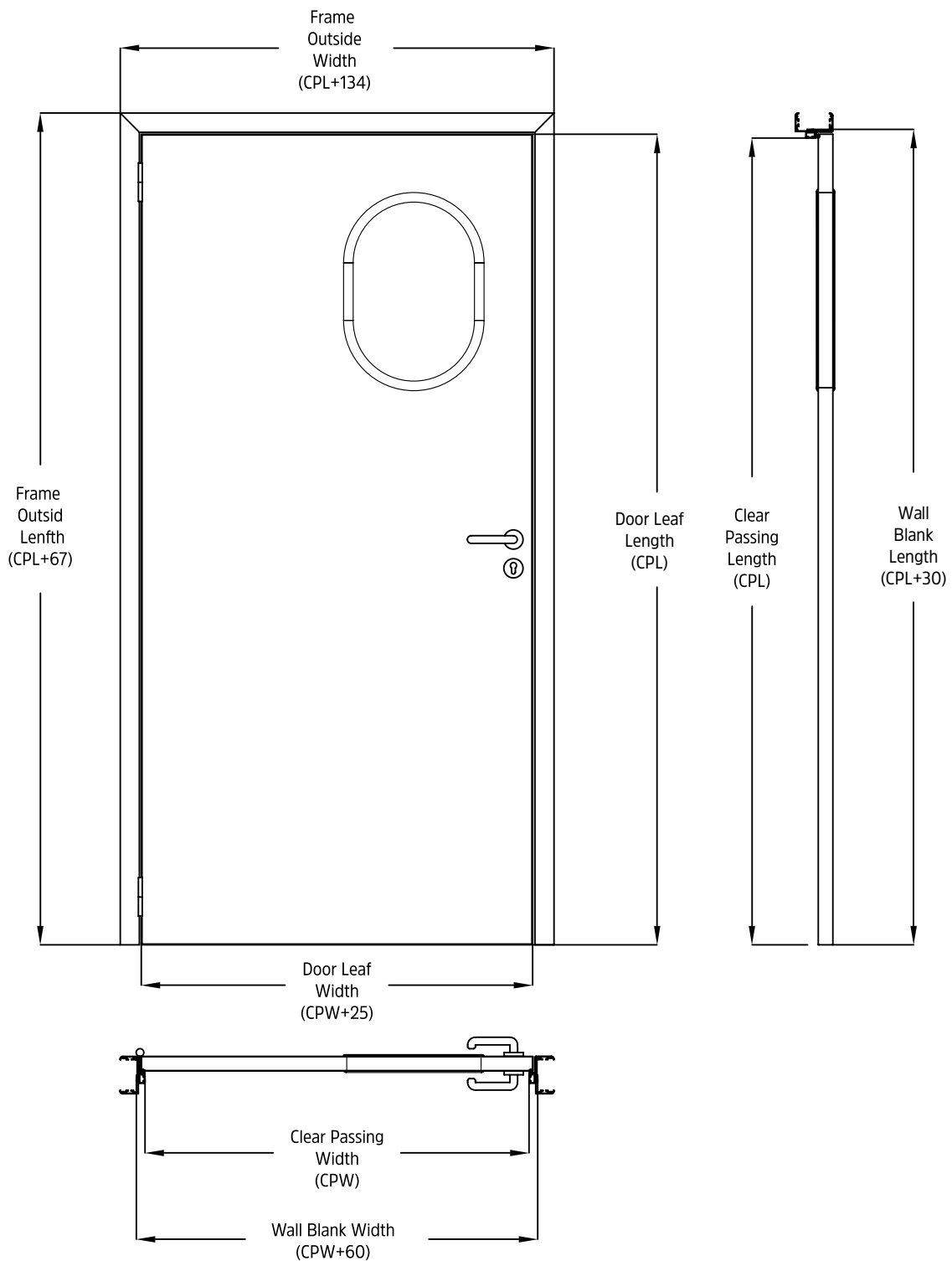


RAL 9002

















STANDARD COLOUR CODES

s p e c i f i c a t i o n

CLEAR PASSAGE 70X200...110X200 cm

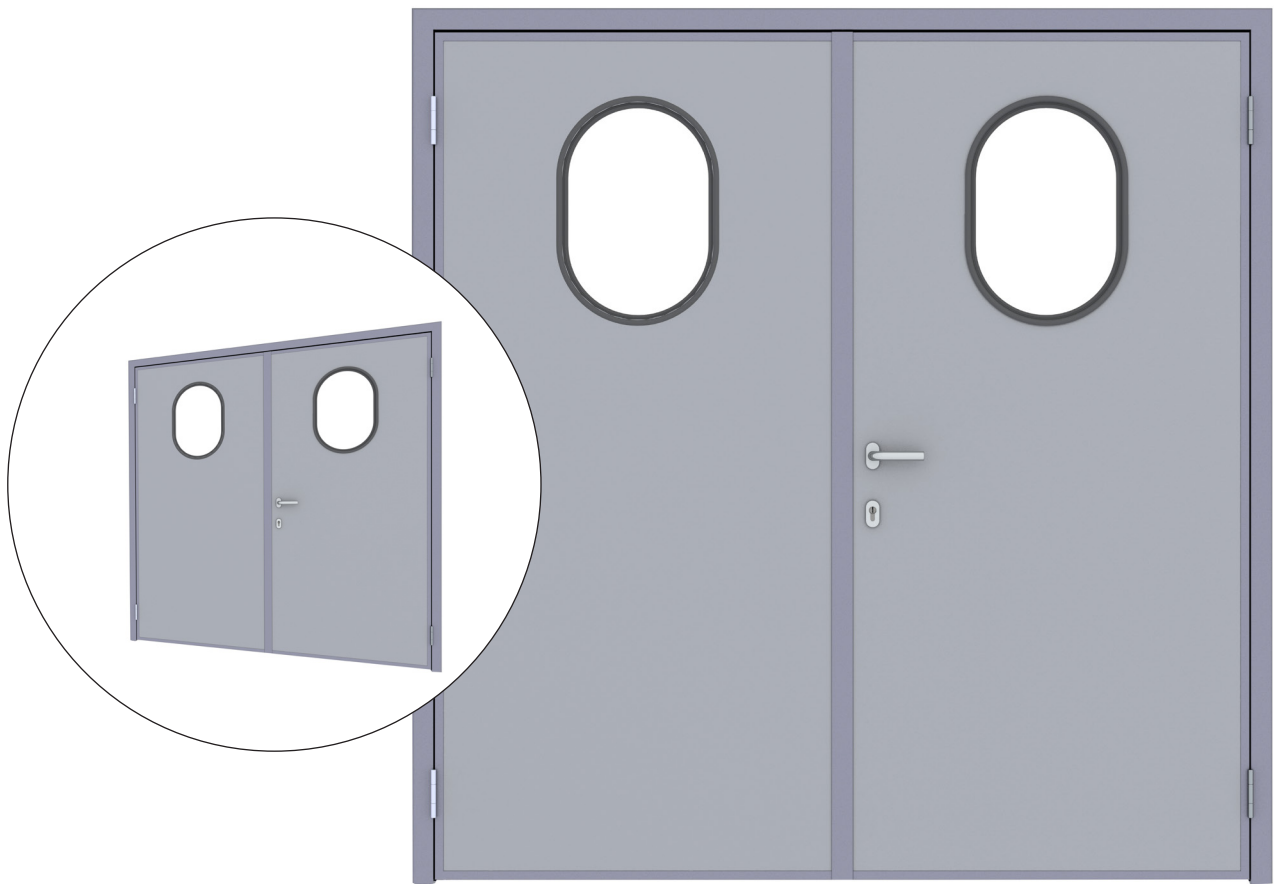


Office Door (One Leaf)

| | | | | |
|--|---|---|--|---------------------------------|
|  Climate Room | | | | DOOR TYPE |
| | |  4 | | DOOR THICKNESS |
|  Standard |  Optional |  Optional | | SURFACE MATERIAL |
| | |  Al | | DOOR FRAME |
|  Optional |  Optional |  Standard | | DOOR LEAF METAL SHEET THICKNESS |
| | |  Standard | | LOCK TYPE |
| | |  Optional | | CR-NI REINFORCEMENT |
| |  Wooden Box |  Shrink | | PACKING |
|  Palet Truck |  Forklift |  Crane | | TRANSPORTATION |



Office Door (Double Leaf)



HEAVY DUTY CONSTRUCTION

LONG LIFE

PROFESSIONAL CONTROL STRUCTURE



**EXCELLENT
INTEGRATION**

Office Door (Double Leaf)

Application area

Chilled room, room temperature

Features

U value door leaf in 4 cm: 0.58 W/m².K

Dimensions

Clear width (CW): max. 2.0 m

Clear height (CH): max. 2.0 m

Please enquire concerning further dimensions.

Details of the Cantek cold room office door:

Door leaf

Door leaf thickness 40 mm, foamed with PU rigid foam, observation window from 5 mm plexiglass with rubber edging profile, optionally stainless steel door leaf reinforcement with bumper

Sealing

On three sides with grease-resistant EPDM-PVC double component seal profiles, held in aluminium door frame

Door frame with panel installation

Anodized aluminum frame for panel, anodized aluminum in the design of the door leaf, prepared ready to install for the respective panel thickness, with assembly material and installation instructions

Covering sheet steel design

Door leaf is covered with 0.5 mm polyester coated (with pvc option) steel (EN10169 DX51D+Z)

Covering stainless steel design

Cr-Ni AISI 304, circular-matted

Door hardware

Stainless steel hinges and door fasteners. 5 mm flexi glass sight window.



RAL 3020



RAL 1018 (high gloss)

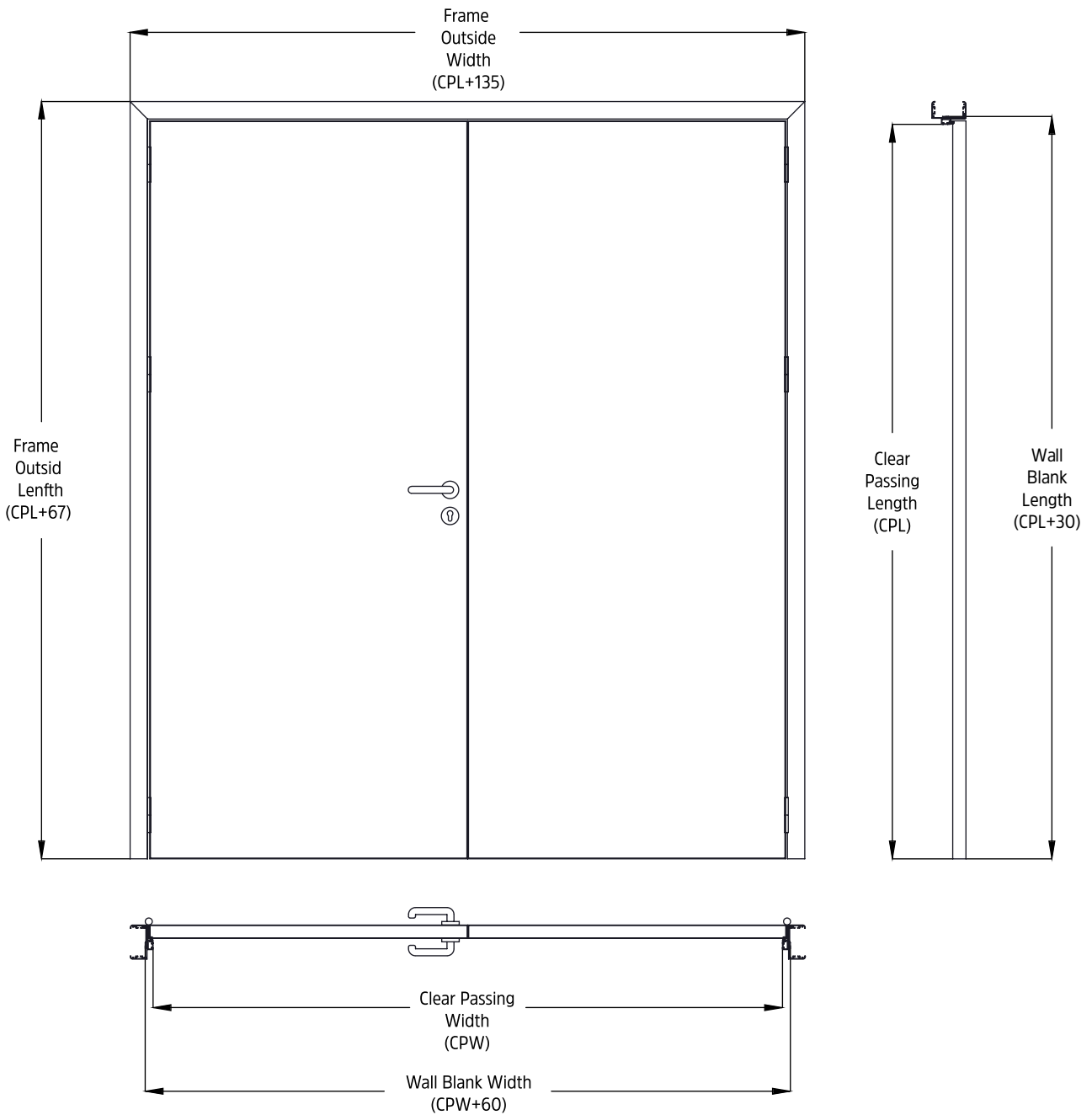


RAL 9002

















STANDARD COLOUR CODES

s p e c i f i c a t i o n


CLEAR PASSAGE 120X200...200X200 cm



Office Door (Double Leaf)

| | | | | |
|---|---|---|---|--|
|  | | | | DOOR TYPE |
| | | | | |
| | | |  | DOOR THICKNESS |
| | | | | |
|  |  |  | | SURFACE MATERIAL |
| Standard | Optional | Optional | | |
| | | |  | DOOR FRAME |
| | | | | |
|  |  |  | | DOOR LEAF METAL SHEET THICKNESS |
| Optional | Optional | Standard | | |
| | | |  | LOCK TYPE |
| | | | | |
| | | |  | CR-NI REINFORCEMENT |
| | | | | |
| |  |  | | PACKING |
| | Wooden Box | Shrink | | |
| | | |  | TRANSPORTATION |
| | | |  | |
| | | |  | |
| | Palet Truck | Forklift | Crane | |







LOADING EQUIPMENTS & ACCESORIES

Loading Equipment

Sectional & Rapid Doors, Loading Ramp, Door Belows





Integrated Accessories

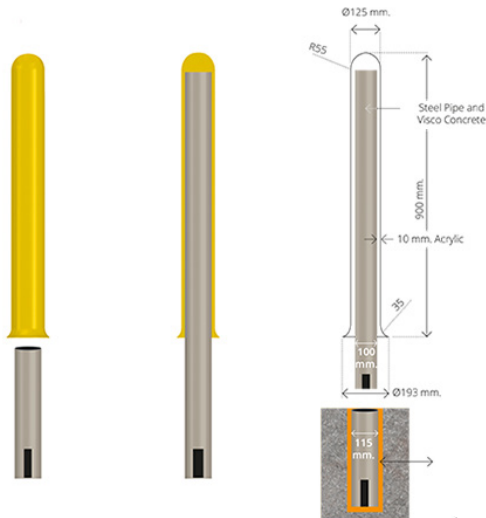
Safety

Hygienic Acrylic Safety Post (Bollard)



Safety Post (Bollard) ensures protection against impact and crashes where needed, including doors, walls, and columns. Due to its tube form and radial shape at the bottom, it reduces bacterial growth, easy-to-clean. These products allow for applications with double steel pipe and screwed system and it is easy-to-fixed with "M24" Resin Based Fixing Mortar.

Due to its flexible acrylic surface, it can absorb light impacts, reduce medium impact forces and prevents damage to your valuable equipment.



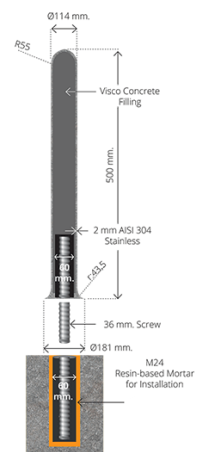
Hygienic Stainless Steel Safety Post (Bollard)



Hygienic Stainless Steel Safety Post (Bollard) ensures protection against impacts and crashes where needed. Including doors, walls, and columns. Due to its tube form and radial shape at the bottom, it reduces bacterial growth, easy-to-clean.

On the surface bollard is covered by 2 mm. thickness AISI 304 or 316 class stainless steel and inside is filled by special polymer or visco- concrete. It can be installed by screwing system and it is easily fixed with "M24" Resin Based Fixing Mortar.

Product Code:
DBSS1000-0HIPKD




Solid Polyethylene Barrier




Due to extremely secure anchoring, Solid Polyethylene Barriers provide high impact resistance offering the best solution for the protection of walls and objects at varying heights.

Manufactured from solid polyethylene to provide maximum protection and impact resistance.



Hollow Polyethylene Barrier



Hollow Polyethylene Barriers offer combine excellent impact resistance with high flexibility.

Manufactured from polyethylene, the hollow construction provides a robust yet highly flexible barrier system that is both easy to assemble and replace.



References



Namli Et, Bursa / Turkey



Alkadaro, Khartoum / Sudan



Comep, Nouakchott / Mauritania



Pelit, Istanbul / Turkey



Rich Meat, Mariel / CUBA



Oragro, Antalya / Turkey



Osmanlı Kahvecisi, Antalya / Turkey



Maadanot, Pardes Hanna / Israel



Cooperatif Zaouia, Ammonia / South Africa



Food Service, Tblisi / Georgia



Netlog, İstanbul / Turkey



Yörükoğlu, Antalya / Turkey



Fito Seed, Antalya / Turkey



Haşıpoğlu, Antalya / Turkey



WE ARE WORKING FOR FOOD SECURITY

We believe that everyone has right to access healthy hygienic and contionus food access.

“It is our goal to ensure that producers are rewarded for their efforts, and all countries thrive by using their own resources in the best way.”

CANTEK

**“ WE CAN
CHANGE
THE WORLD ”**

Antalya Organize Sanayi Bölgesi
2.Kısım 21. Cd. No: 1 Antalya/Türkiye
T. +90 242 258 17 00

www.cantekgroup.com

